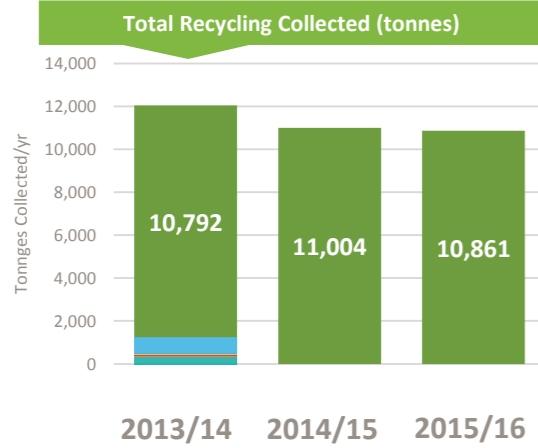
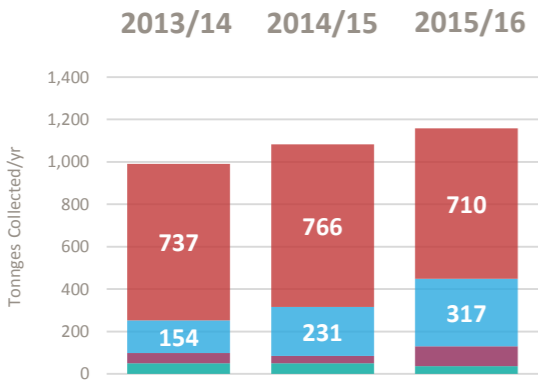


- Paper and Card
- Plastics
- Metals
- Glass
- Wood
- Other Target
- Co-mingled Materials

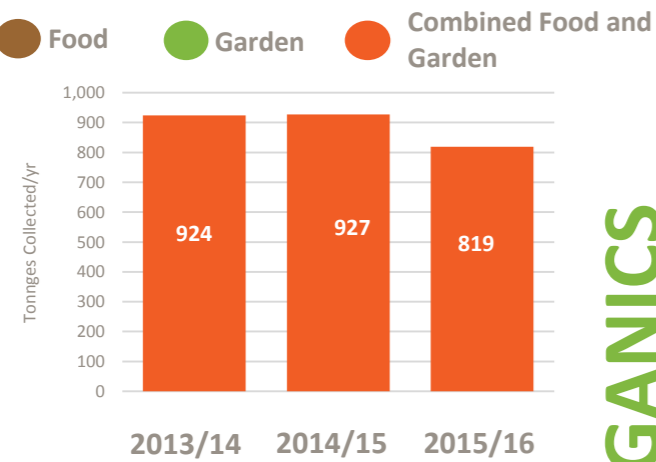
## Household



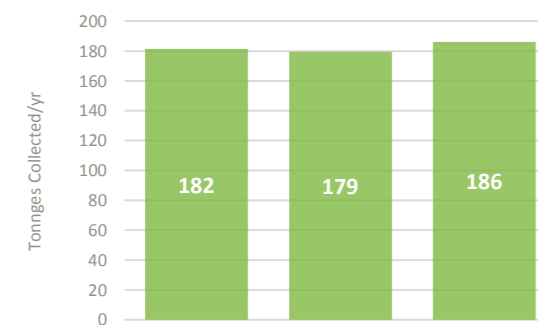
## HWRC



## Household



## HWRC



## DRY RECYCLING

Residual	Dry Recycling	Organics	
			<b>Kerbside</b>
240l			
Weekly	Weekly	Weekly	
34,000 Households	34,000 Households	23,257 Households	
			<b>Flats Service</b>
240l			
Weekly	Weekly	Weekly	
89,488 Households	76,741 Households	4,065 Households	
<b>Bulky</b>			
2 collections free per annum with up to 5 items per collection and charged thereafter. Reusable items free.			

## ORGANICS

Total Households	105,379
Total Population	254,096
IMD Score	40
% B.A.M.E Population	54.9%
Rural Including Hub Town (%)	0.0%
Rural-Urban Classification	6

### Housing Type

- Detached: 2%
- Semi-Detached: 4%
- Terraced: 1%
- Purpose-Built Flats: 3%
- Converted Flats: 10%
- Flat in Commercial Building: 80%

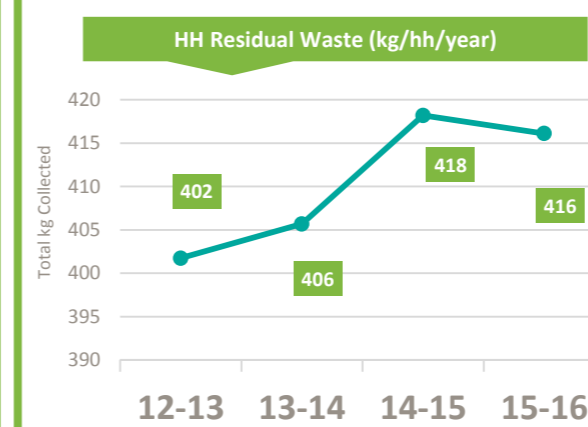
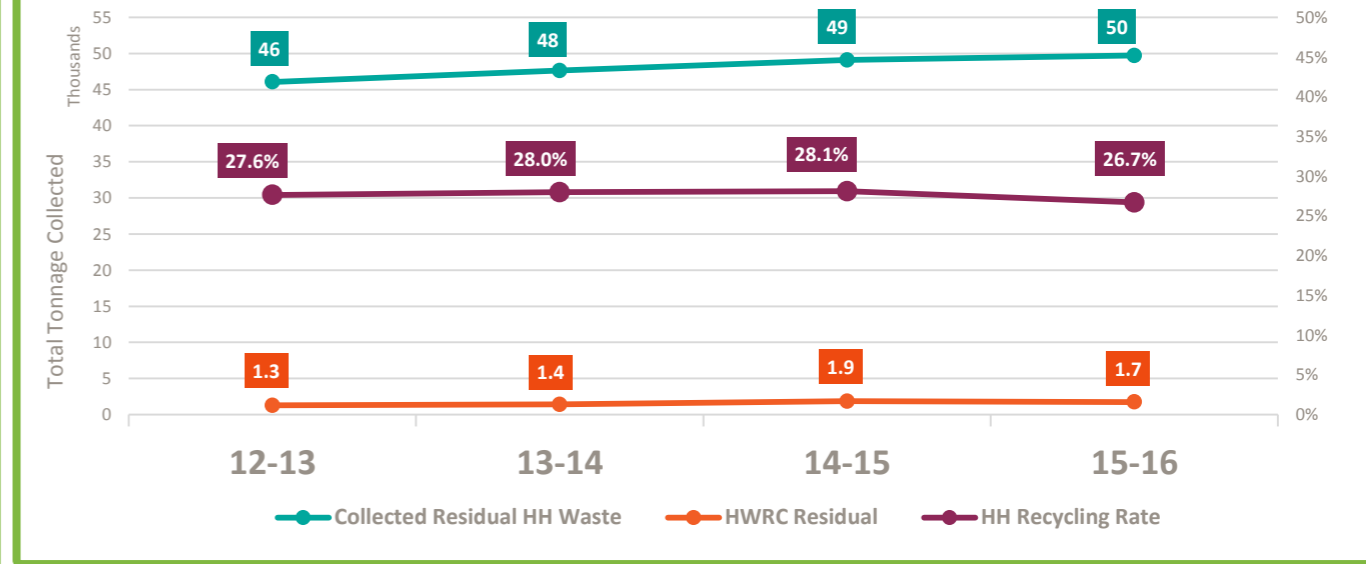
### Housing Ownership

- Owned: 24%
- Shared Ownership: 2%
- Social Rented: 40%
- Private Rented: 33%
- Living Rent Free: 1%

### Political

No control

- Conservative
- Labour
- Lib Dem
- UKIP
- Green
- Other



### CONTRACTS

Service	Outsourced
Start	Aug 2008
End	Aug 2017
Extension	Unknown
Contractor	Veolia
Contract	Outsourced
Contract Start Date	Unknown
Contract End Date	2017
Option to Extend	5yrs extra landfill bought 2007
Appointed Contractor	Veolia

### Nearest Neighbour

Rank	Neighbour	Recyc Rate
1	Ealing LB	43.0%
2	Hounslow LB	33.8%
3	Camden LB	24.8%
4	Redbridge LB	27.7%

