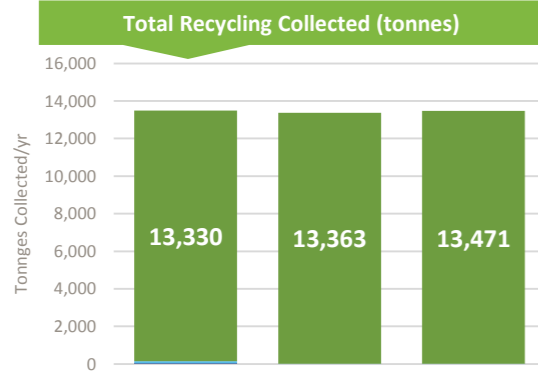
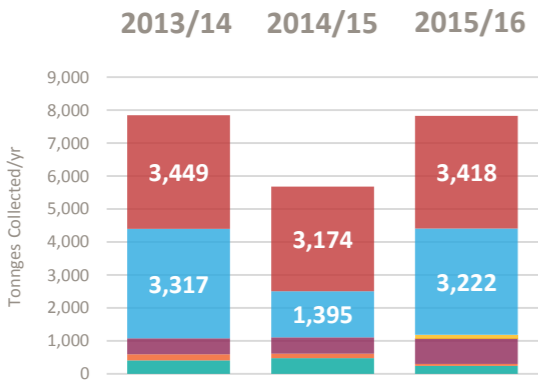


- Paper and Card
- Plastics
- Metals
- Glass
- Wood
- Other Target
- Co-mingled Materials

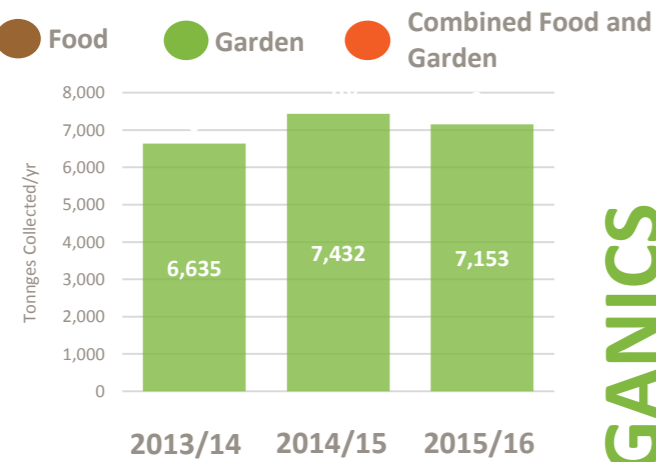
### Household



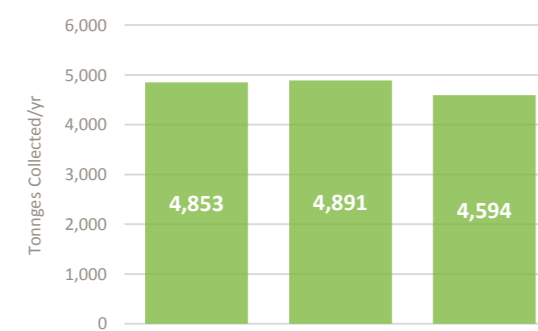
### HWRC



### Household



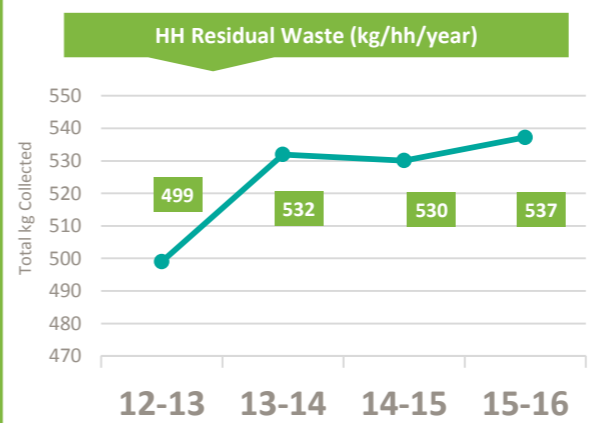
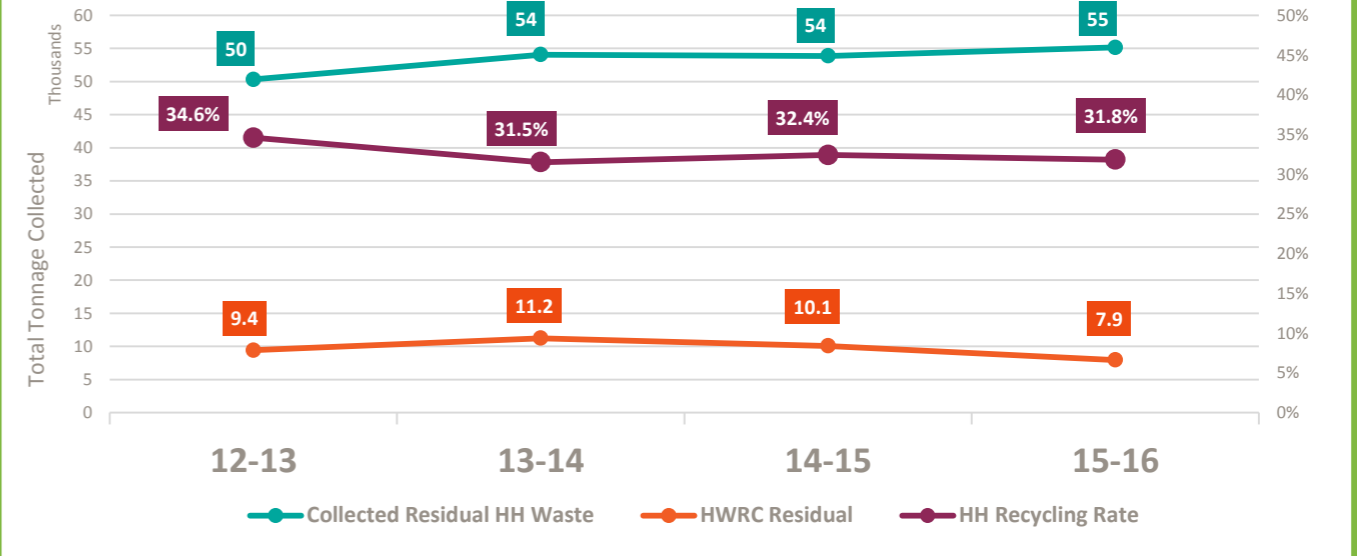
### HWRC



## DRY RECYCLING

Residual	Dry Recycling	Organics	
			<b>Kerbside</b>
Weekly	Weekly	N/A	
86,485 Households	86,485 Households	N/A Households	<b>Flats Service</b>
Weekly	Weekly	Fortnightly	
14,600 Households	12,600 Households	20,000 Households	<b>Bulky</b>
£30 for 1-3 items. £10 per item 4 or more items			

**Additional Info:** No Separate Food, 240l bin, £35.50 pa

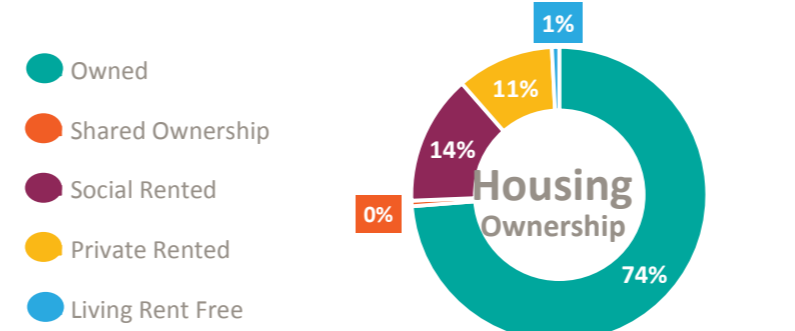
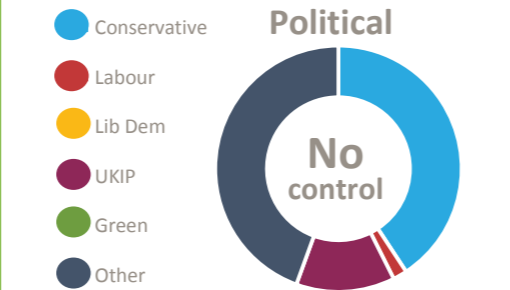
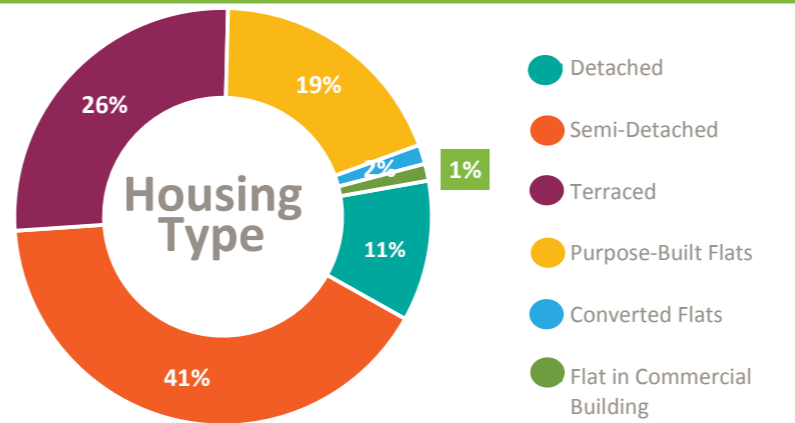


**CONTRACTS**

Category	Details
Collection	Service Outsourced, Start Unknown, End 2021, Extension Unknown, Contractor Serco
Disposal	Contract Outsourced, Contract Start Data Unknown, Contract End Data 2027, Option to Extend Can be extended by 5 years, Appointed Contractor Shanks Waste Services Limited

## ORGANICS

Total Households	99,184
Total Population	237,232
IMD Score	17
% B.A.M.E Population	12.4%
Rural Including Hub Town (%)	0.8%
Rural-Urban Classification	6



**Nearest Neighbour**

Rank	Neighbourhood	Recyc Rate
1	Bexley LB	52.0%
2	Epping Forest DC	57.7%
3	Basildon DC	49.1%
4	Rochford DC	66.0%

