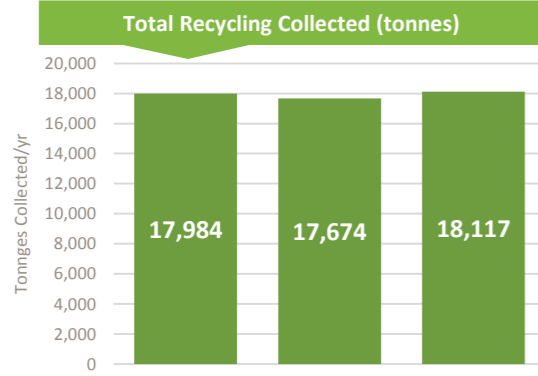
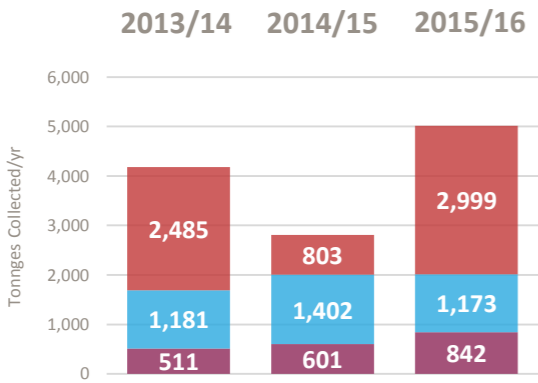


- Paper and Card
- Plastics
- Metals
- Glass
- Wood
- Other Target
- Co-mingled Materials

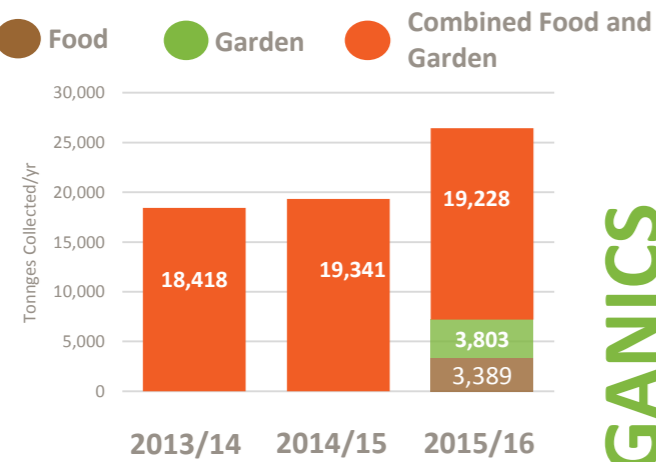
Household



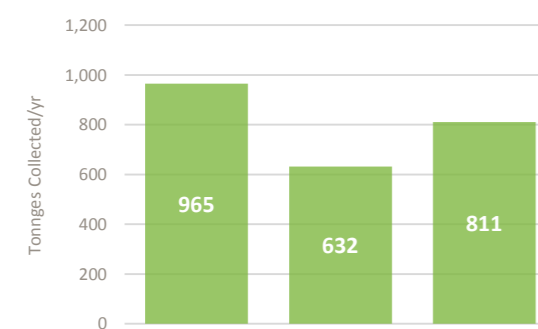
HWRC



Household



HWRC



DRY RECYCLING

Residual	Dry Recycling	Organics	Variable - see website
Fortnightly	Fortnightly	Weekly	Fortnightly
72,100 Households	72,100 Households	72,100 Households	72,100 Households

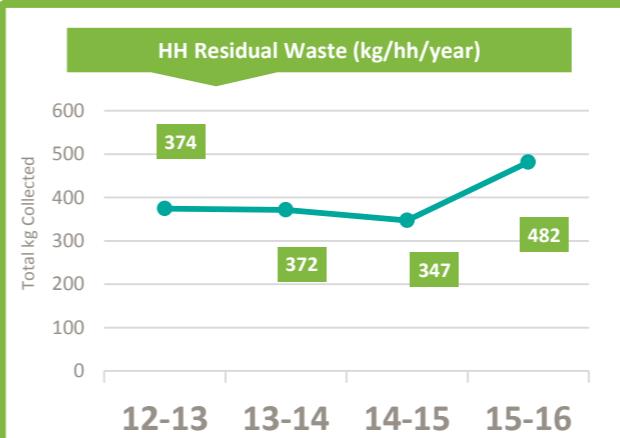
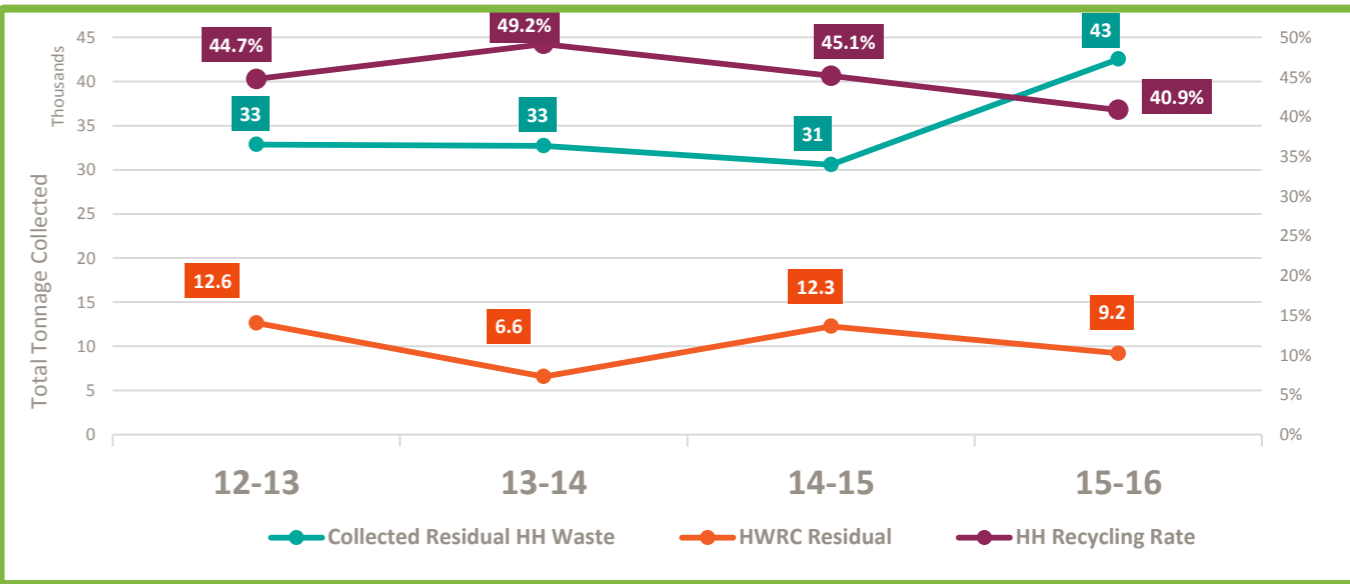
Residual	Dry Recycling	Organics
Weekly	Weekly	N/A
15,630 Households	15,630 Households	N/A Households

Recyclable items: 1 - £38, 2 - £22, 3+ - £17 each. Non recyclable items: 1 - £54, 2 - £33, 3+ £17 each. Concessions: half price collections

Kerbside

Flats Service

Bulky

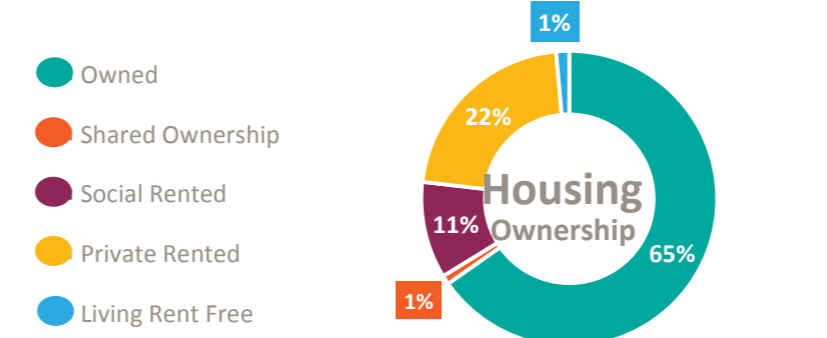
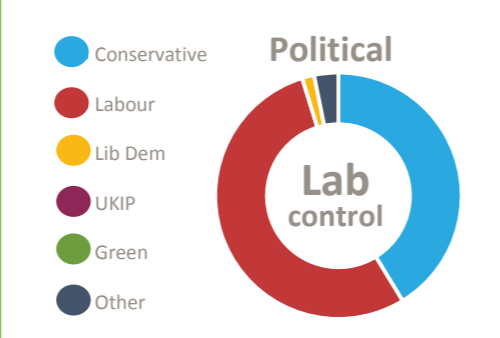
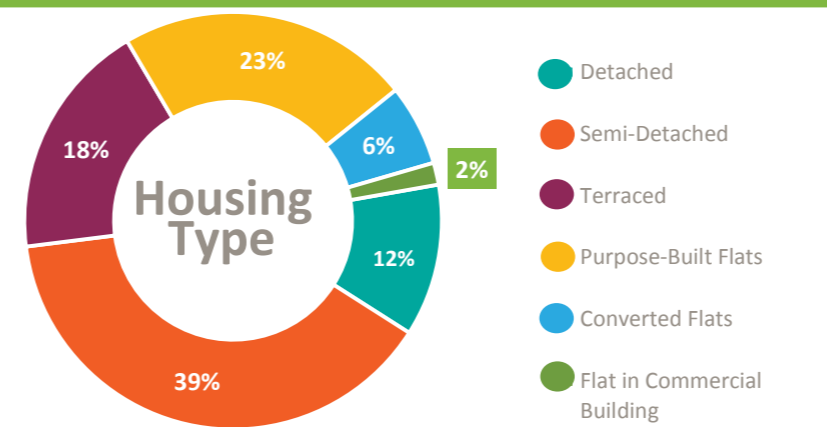


CONTRACTS

Service	In-house
Start	N/A
End	N/A
Extension	N/A
Contractor	N/A
Contract	Outsourced
Contract Start Data	2014/2009
Contract End Data	2041/2034
Option to Extend	5 years / 5 years
Appointed Contractor	Suez / Viridor

ORGANICS

Total Households	86,524
Total Population	239,056
IMD Score	15
% B.A.M.E Population	57.8%
Rural Including Hub Town (%)	0.3%
Rural-Urban Classification	6



Nearest Neighbour

Rank	Neighbour	Recyc Rate
1	Redbridge LB	27.7%
2	Hounslow LB	33.8%
3	Ealing LB	43.0%
4	Slough BC	26.8%

