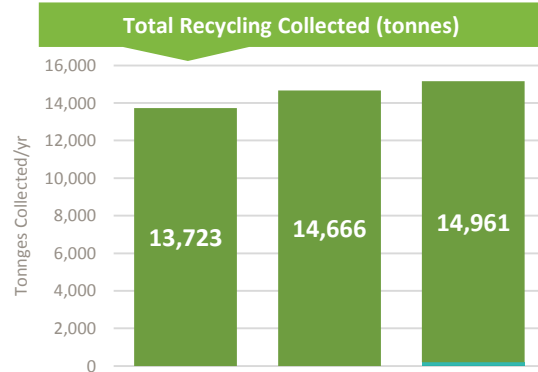
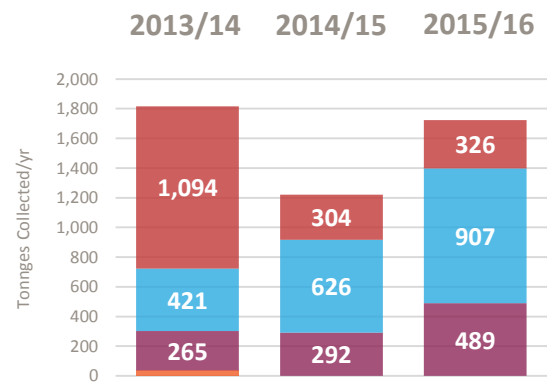


- Paper and Card
- Plastics
- Metals
- Glass
- Wood
- Other Target
- Co-mingled Materials

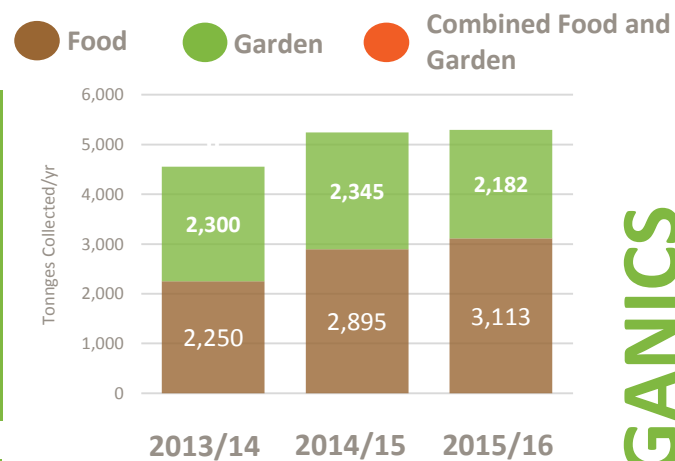
### Household



### HWRC



### Household



### HWRC

No HWRC data reported

## DRY RECYCLING

Residual	Dry Recycling	Organics	Free
Weekly	Weekly	Weekly	Fortnightly
48,871 Households	48,871 Households	48,871 Households	20,000 Households

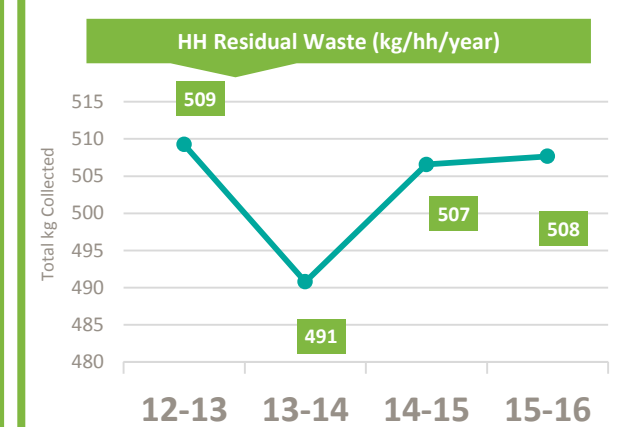
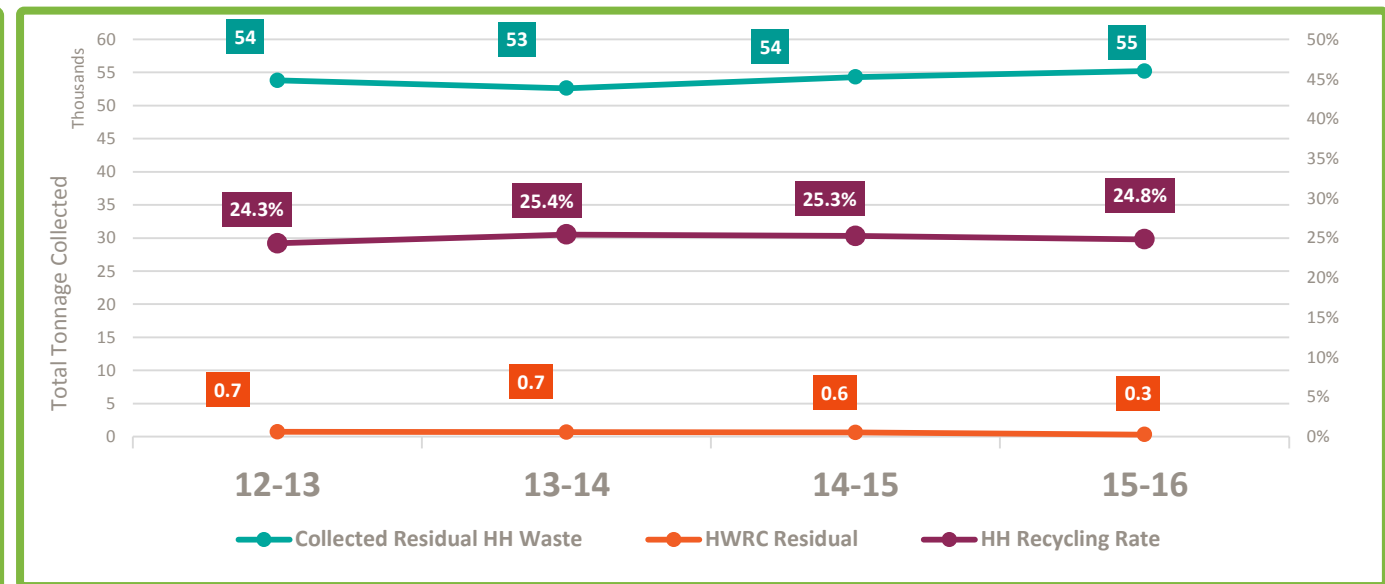
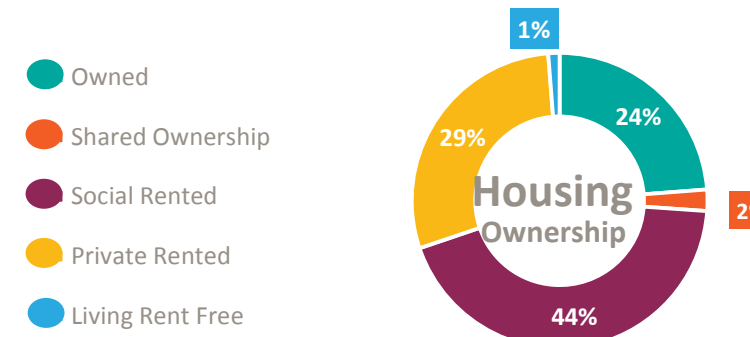
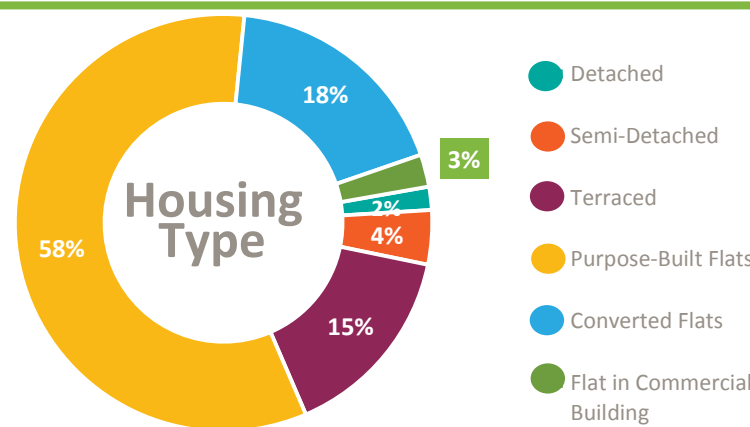
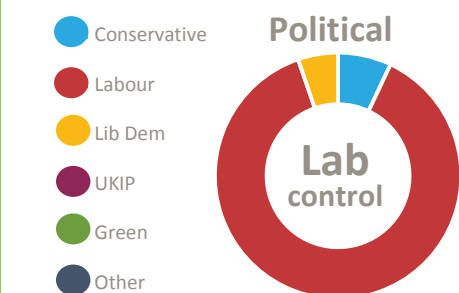
  

Residual	Dry Recycling	Organics
Weekly	Weekly	Weekly
52,318 Households	52,318 Households	45,000 Households

Free - reuse and electrical collections. Other items free with 5 items per collection and max 4 per year.

## ORGANICS

Total Households	102,408
Total Population	246,270
IMD Score	43
% B.A.M.E Population	45.5%
Rural Including Hub Town (%)	0.3%
Rural-Urban Classification	6



**Collection**

Service	In-house
Start	N/A
End	N/A
Extension	N/A
Contractor	N/A

**Disposal**

Contract	Outsourced
Contract Start Date	01/12/2014
Contract End Date	01/12/2025
Option to Extend	none
Appointed Contractor	London Waste Ltd

**Nearest Neighbour**

Rank	Neighbour	Recyc Rate
1	Southwark LB	35.0%
2	Lambeth LB	28.7%
3	Lewisham LB	18.0%
4	Haringey LB	36.2%

