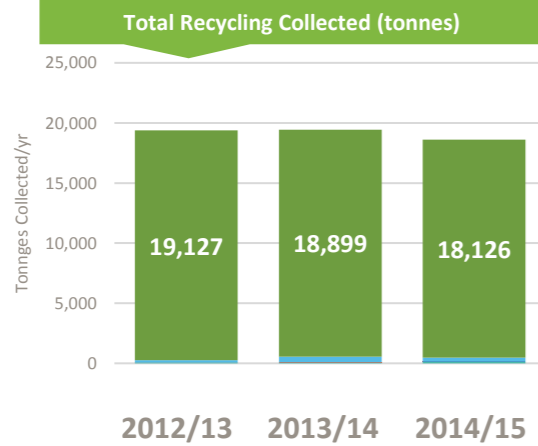
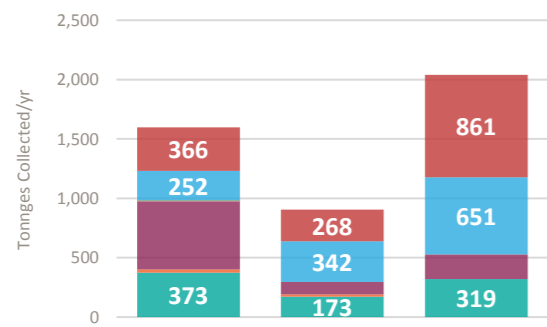


- Paper and Card
- Plastics
- Metals
- Glass
- Wood
- Other Target
- Co-mingled Materials

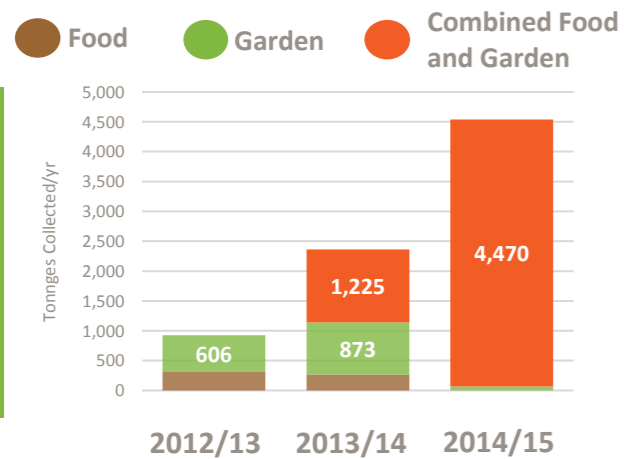
Household



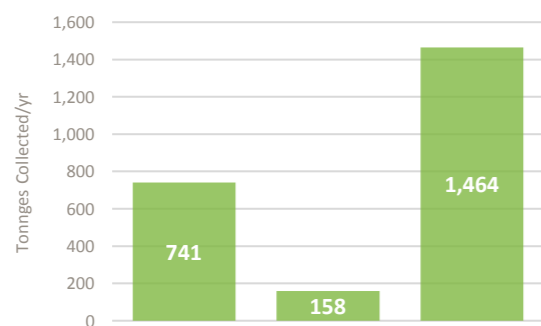
HWRC



Household



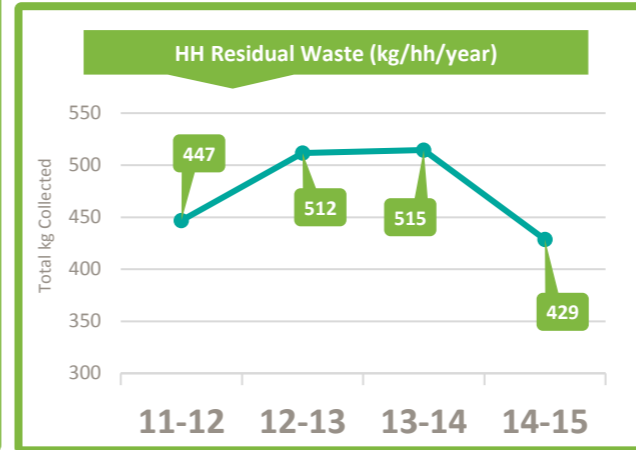
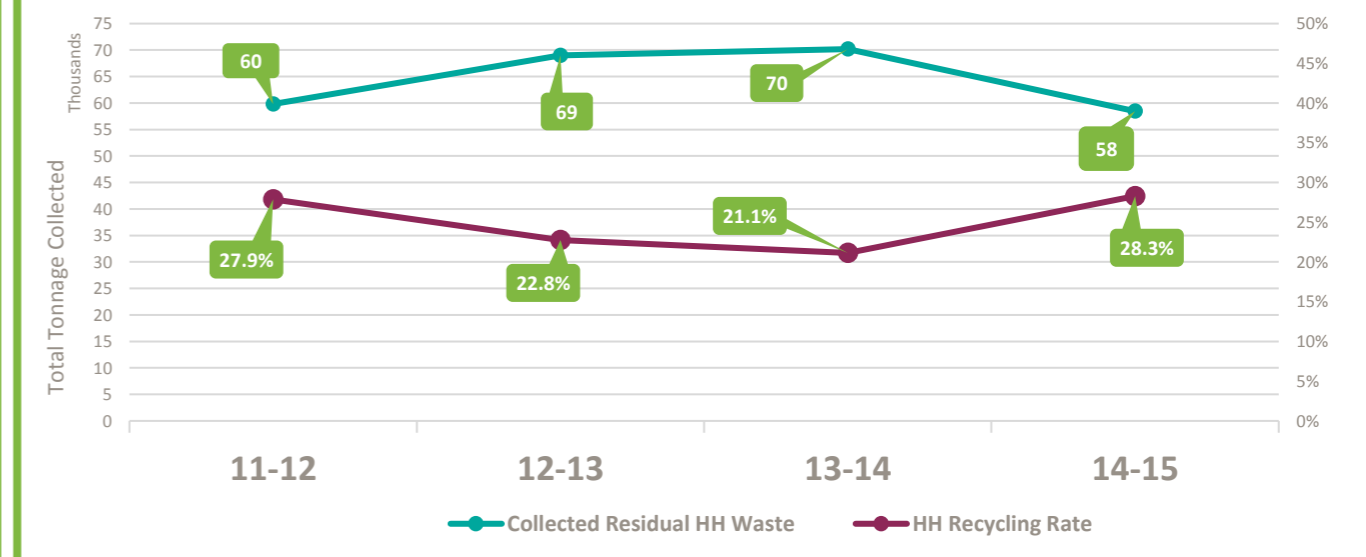
HWRC



DRY RECYCLING

Residual	Dry Recycling	Organics	
Weekly	Fully co-mingled	Weekly	Weekly
85,000 Households	85,000 Households	85,000 Households	5,000 Households
>Weekly	Weekly	No Separate Food	
54,000 Households	54,000 Households		

1-4 items - £20 (£5/item thereafter). Residents living on estates have their bulky waste cleared daily, with some having designated areas to leave items.



Collection

Service	Outsourced
Start	Apr 2007
End	Apr 2021
Extension	Unknown
Contractor	Veolia

Disposal

Contract	Outsourced
Contract Start Data	Unknown
Contract End Data	2032
Option to Extend	Unknown
Appointed Contractor	Cory Environmental

ORGANICS

Total Households	132,213
Total Population	303,086
IMD Score	31
% B.A.M.E Population	43.0%
Rural Including Hub Town (%)	0.0%
Rural-Urban Classification	6

Housing Type

- 49% Purpose-Built Flats
- 23% Converted Flats
- 16% Terraced
- 8% Semi-Detached
- 2% Detached
- 2% Flat in Commercial Building

Political

- Labour control
- Conservative
- Lib Dem
- UKIP
- Green
- Other

Housing Ownership

- 33% Owned
- 35% Social Rented
- 29% Private Rented
- 1% Living Rent Free
- 2% Shared Ownership

Nearest Neighbour

Rank	Neighbourhood	Recyc Rate
1	Southwark LB	34.6%
2	Lewisham LB	17.1%
3	Hackney LB	25.3%
4	Haringey LB	37.3%

