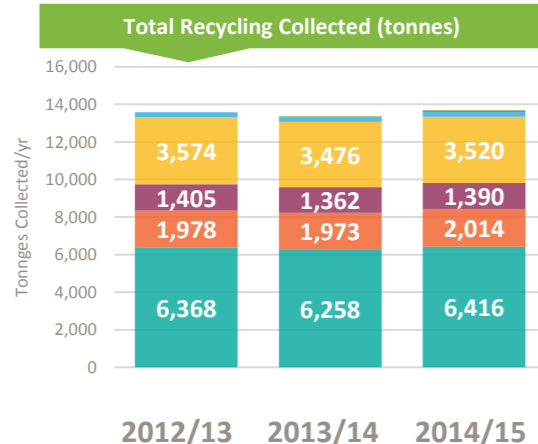
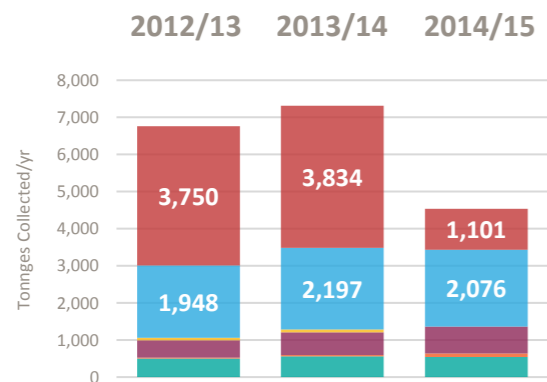


- Paper and Card
- Plastics
- Metals
- Glass
- Wood
- Other Target
- Co-mingled Materials

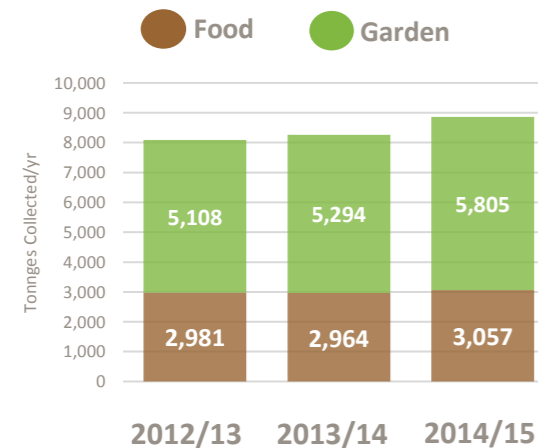
### Household



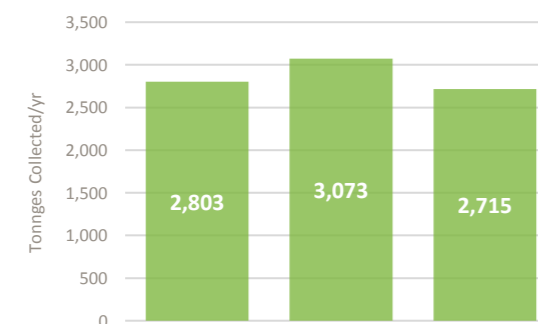
### HWRC



### Household

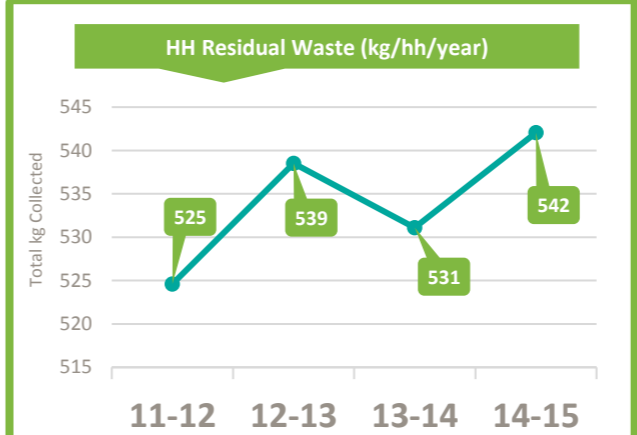
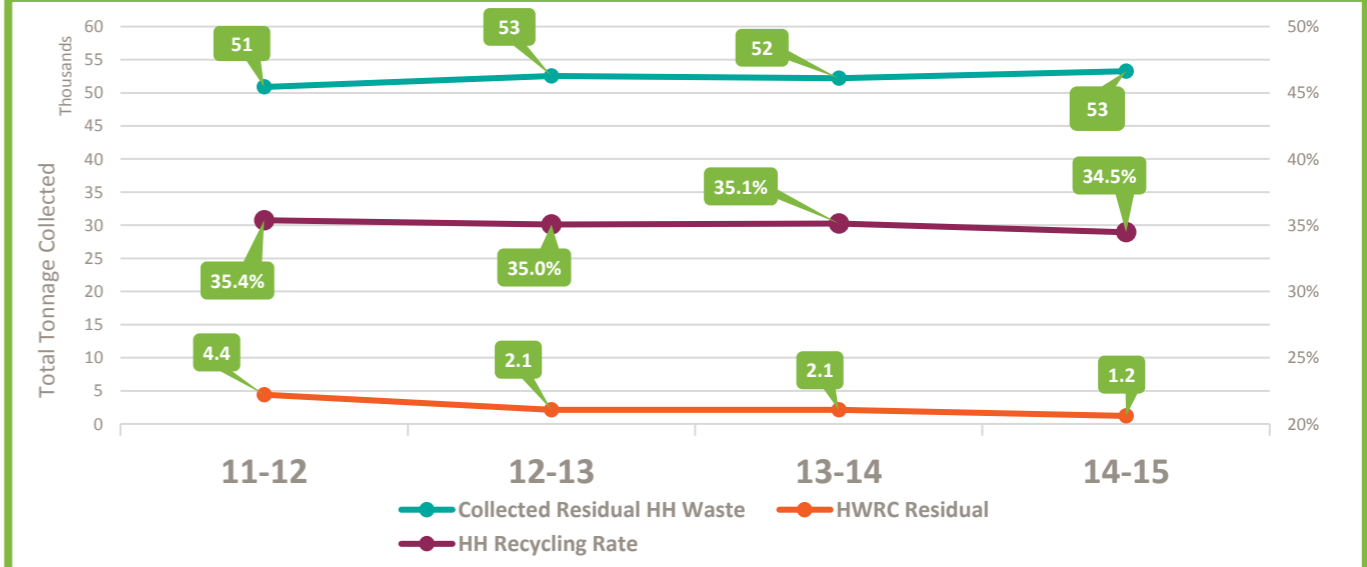


### HWRC



## DRY RECYCLING

Residual	Dry Recycling	Organics	
Weekly	Weekly	Weekly	Fortnightly
74,095 Households	74,095 Households	72,000 Households	72,000 Households
		No Separate Food	
Weekly	Weekly		
22,000 Households	20,000 Households		
<p><b>Bulky</b></p> <p>£35 for 1- 5 items, and £7 per additional item collected. Concessions: 1 free collection, max. of 5 items, additional items charged at £6.50.</p>			



**CONTRACTS**

Collection	Service	Outsourced
	Start	Sep 2008
	End	Nov 2016
	Extension	Unknown
	Contractor	Sita
Disposal	Contract	Outsourced
	Contract Start Data	Jul 2015
	Contract End Data	Unknown
	Option to Extend	Unknown
	Appointed Contractor	Sita

## ORGANICS

Total Households	96,892
Total Population	253,957
IMD Score	22
% B.A.M.E Population	48.7%
Rural Including Hub Town (%)	0.0%
Rural-Urban Classification	6

**Housing Type**

- 35% Purpose-Built Flats
- 29% Semi-Detached
- 23% Terraced
- 7% Detached
- 5% Converted Flats
- 1% Flat in Commercial Building

**Housing Ownership**

- 50% Owned
- 24% Shared Ownership
- 23% Social Rented
- 1% Private Rented
- 2% Living Rent Free

**Political**

Lab control

- Conservative
- Labour
- Lib Dem
- UKIP
- Green
- Other

**Nearest Neighbour**

Rank	Neighbour	Recyc Rate
1	Slough BC	29.5%
2	Ealing LB	40.1%
3	Harrow LB	45.1%
4	Barnet LB	38.0%

