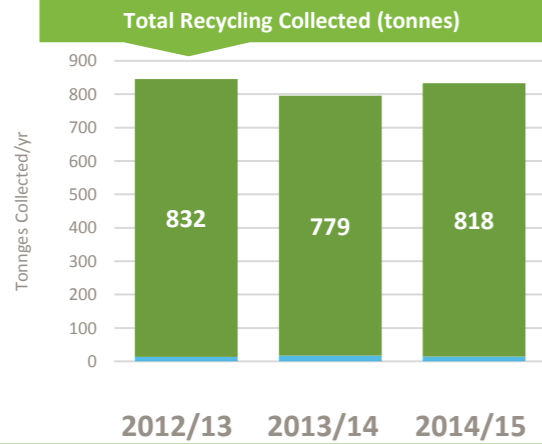


- Paper and Card
- Plastics
- Metals
- Glass
- Wood
- Other Target
- Co-mingled Materials

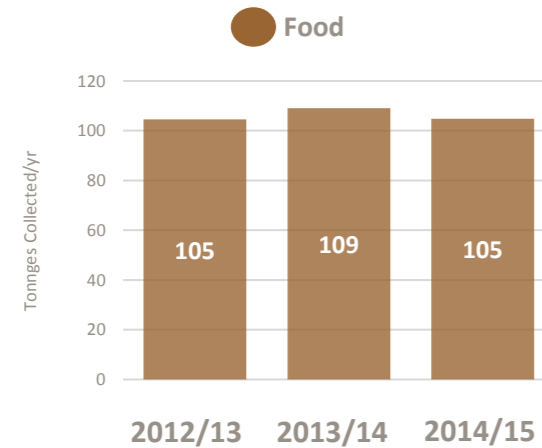
Household



HWRC

No HWRC data reported

Household



HWRC

No HWRC data reported

DRY RECYCLING

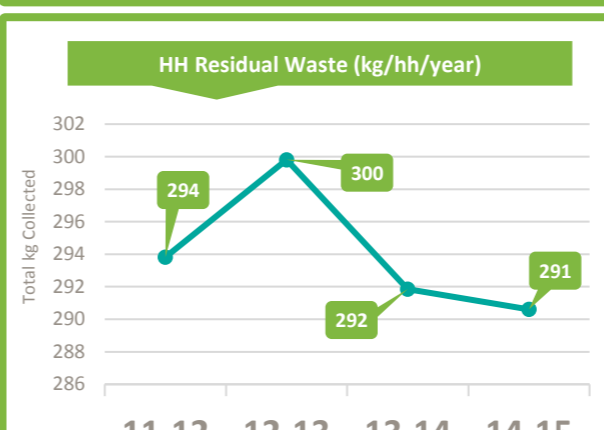
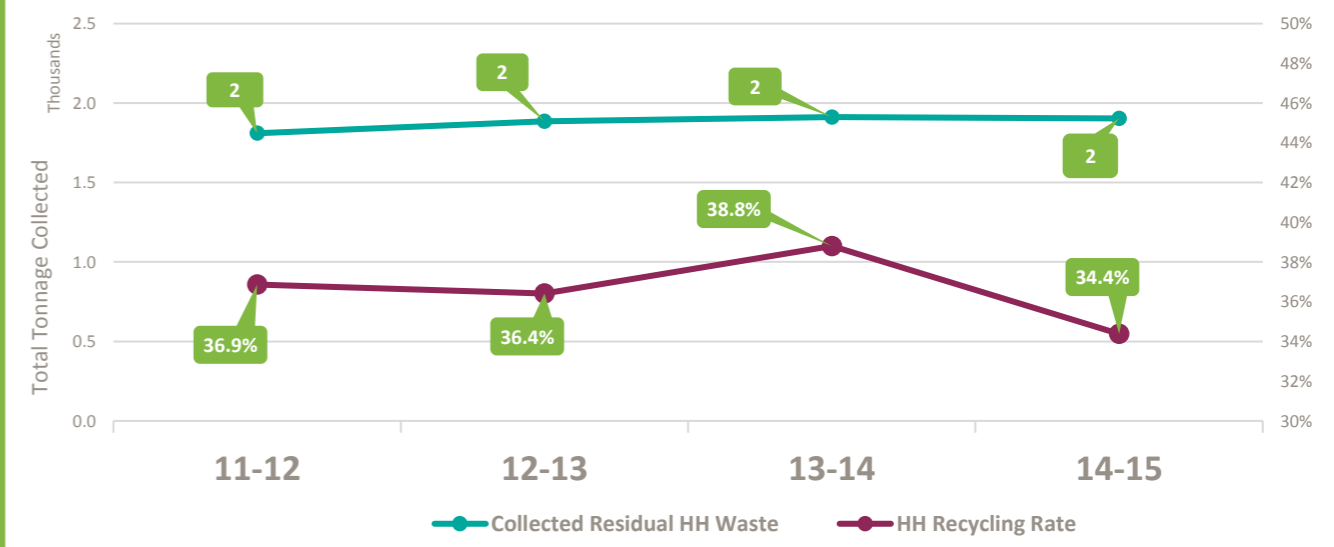
Residual	Dry Recycling	Organics	
		No Separate Food	No Garden Collected
>Weekly	Fully co-mingled >Weekly		
700 Households	700 Households		
>Weekly	>Weekly	>Weekly	
6,000 Households	6,000 Households	4,400 Households	

Doorstep or collection from private block - £27 for up to 3 items.  
Free collection from designated point on estates.

On Street

Communal

Bulky



Collection	Service	Outsourced
	Start	Oct 2011
	End	2019
	Extension	Unknown
	Contractor	Amey
Disposal	Contract	Outsourced
	Contract Start Data	Unknown
	Contract End Data	2025
	Option to Extend	Unknown
	Appointed Contractor	Cory Environmental Ltd

CONTRACTS

ORGANICS

Total Households	5,513
Total Population	7,375
IMD Score	11
% B.A.M.E Population	21.4%
Rural Including Hub Town (%)	0.0%
Rural-Urban Classification	6

### Housing Type

- 86% Purpose-Built Flats
- 4% Detached
- 8% Semi-Detached
- 1% Terraced
- 0% Converted Flats
- 1% Flat in Commercial Building

### Housing Ownership

- 42% Owned
- 36% Shared Ownership
- 17% Social Rented
- 5% Private Rented
- 0% Living Rent Free

Nearest Neighbour	Recyc Rate
1 Camden LB	26.3%
2 Royal Borough of Kensington and Chelsea	25.3%
3 Hammersmith and Fulham LB	20.7%
4 Wandsworth LB	20.7%

