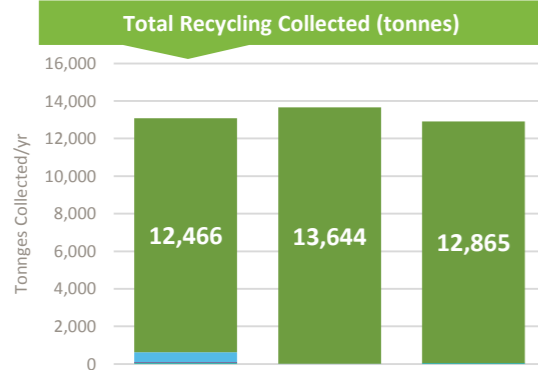
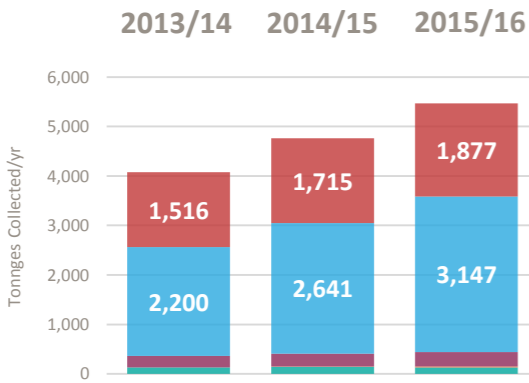


- Paper and Card
- Plastics
- Metals
- Glass
- Wood
- Other Target
- Co-mingled Materials

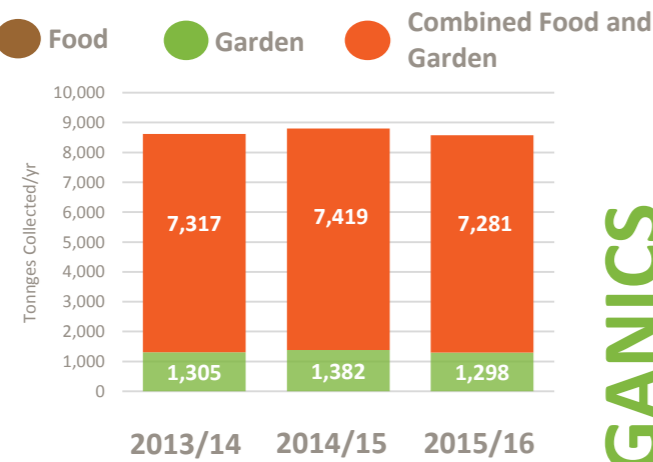
Household



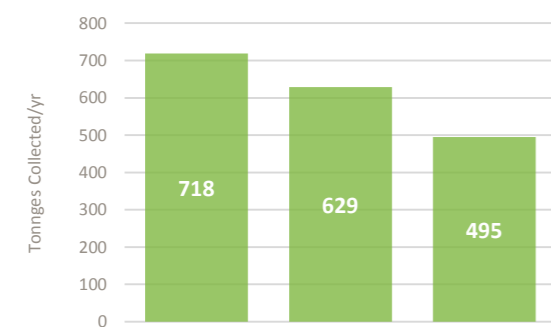
HWRC



Household

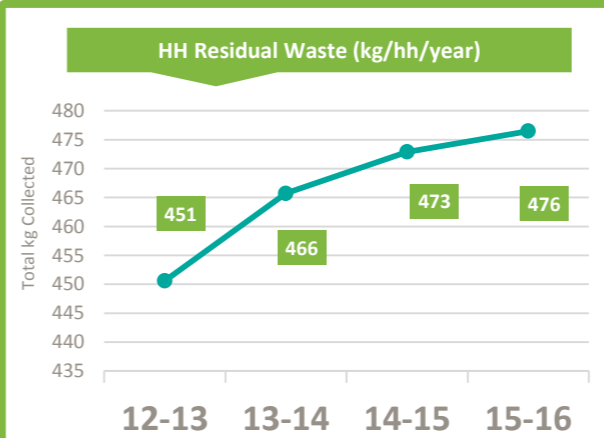
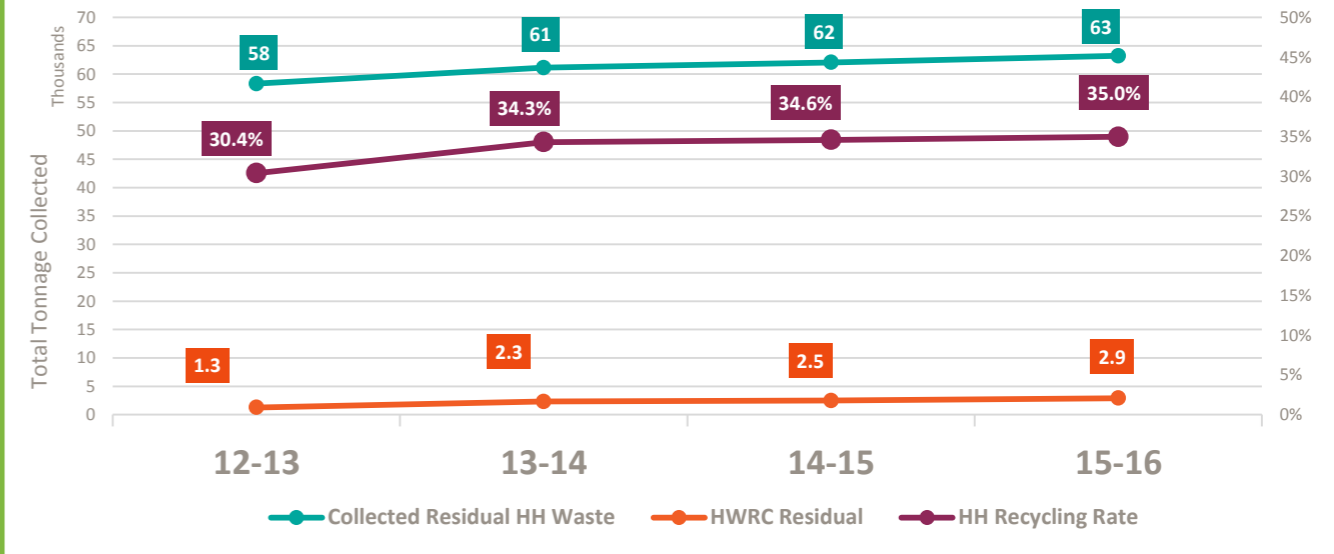


HWRC



DRY RECYCLING

Residual	Dry Recycling	Organics
240l	240l	No Separate Food
Fortnightly	Fortnightly	Free garden Food collected with garden
48,000 Households	48,000 Households	Weekly
>Weekly	Weekly	
85,000 Households	85,000 Households	
£16 for collection of up to 10 items		



CONTRACTS

Category	Details
Collection	Service Outsourced Start Jan 2008 End Feb 2033 Extension Unknown Contractor Veolia
Disposal	Contract Outsourced Contract Start Date Unknown Contract End Date 2032 Option to Extend Unknown Appointed Contractor Veolia

ORGANICS

Total Households	123,265
Total Population	288,283
IMD Score	30
% B.A.M.E Population	45.9%
Rural Including Hub Town (%)	0.0%
Rural-Urban Classification	6

Housing Type

- Detached: 63%
- Semi-Detached: 11%
- Terraced: 2%
- Purpose-Built Flats: 2%
- Converted Flats: 6%
- Flat in Commercial Building: 16%

Political

- Conservative: Lab control
- Labour: Lab control
- Lib Dem: Lab control
- UKIP: Lab control
- Green: Lab control
- Other: Lab control

Housing Ownership

- Owned: 29%
- Shared Ownership: 2%
- Social Rented: 44%
- Private Rented: 24%
- Living Rent Free: 1%

Nearest Neighbour

Rank	Neighbourhood	Recyc Rate
1	Lambeth LB	28.7%
2	Lewisham LB	18.0%
3	Hackney LB	24.8%
4	Haringey LB	36.2%

