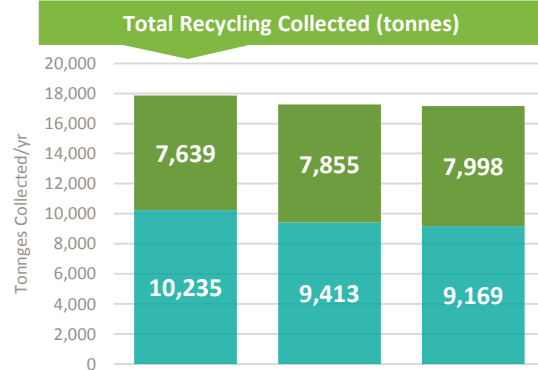
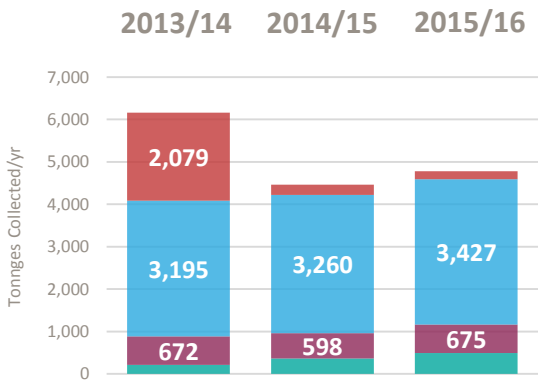


- Paper and Card
- Plastics
- Metals
- Glass
- Wood
- Other Target
- Co-mingled Materials

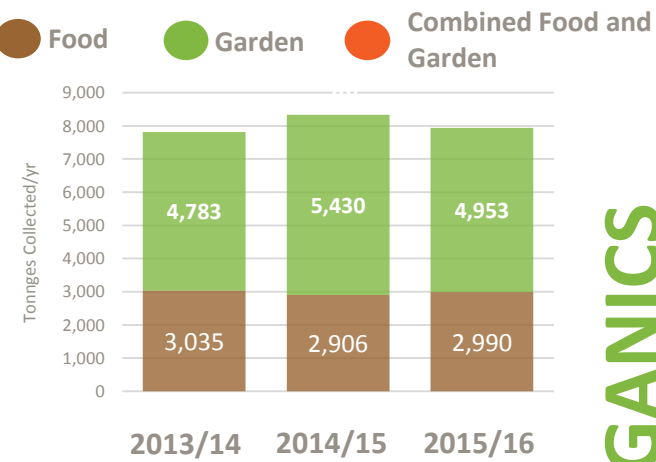
Household



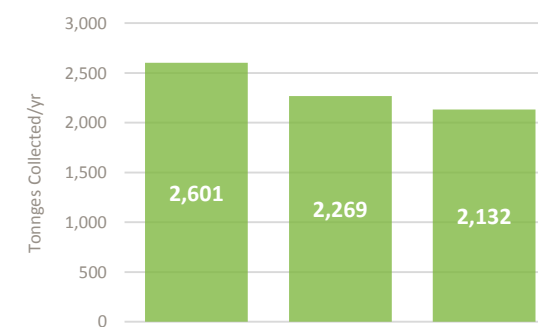
HWRC



Household



HWRC



DRY RECYCLING

Residual	Dry Recycling	Organics	
			Kerbside
Weekly	Weekly	Weekly	
66,000 Households	66,000 Households	66,000 Households	
		£50 pa	
			Flats Service
Weekly	Weekly		
16,000 Households	16,000 Households		
Bulky			
Standard Collection: £53 for up to 5 items (each additional item £6). Concessions available			

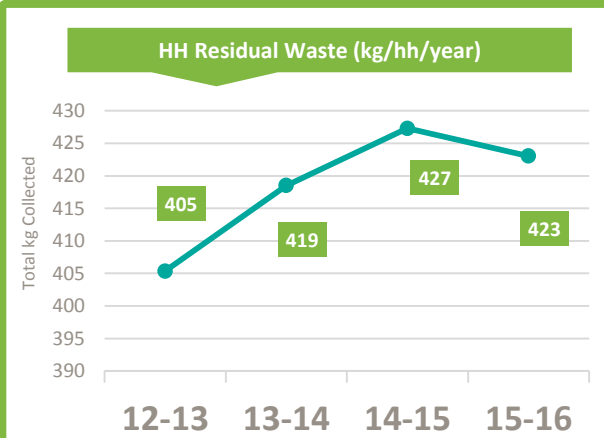
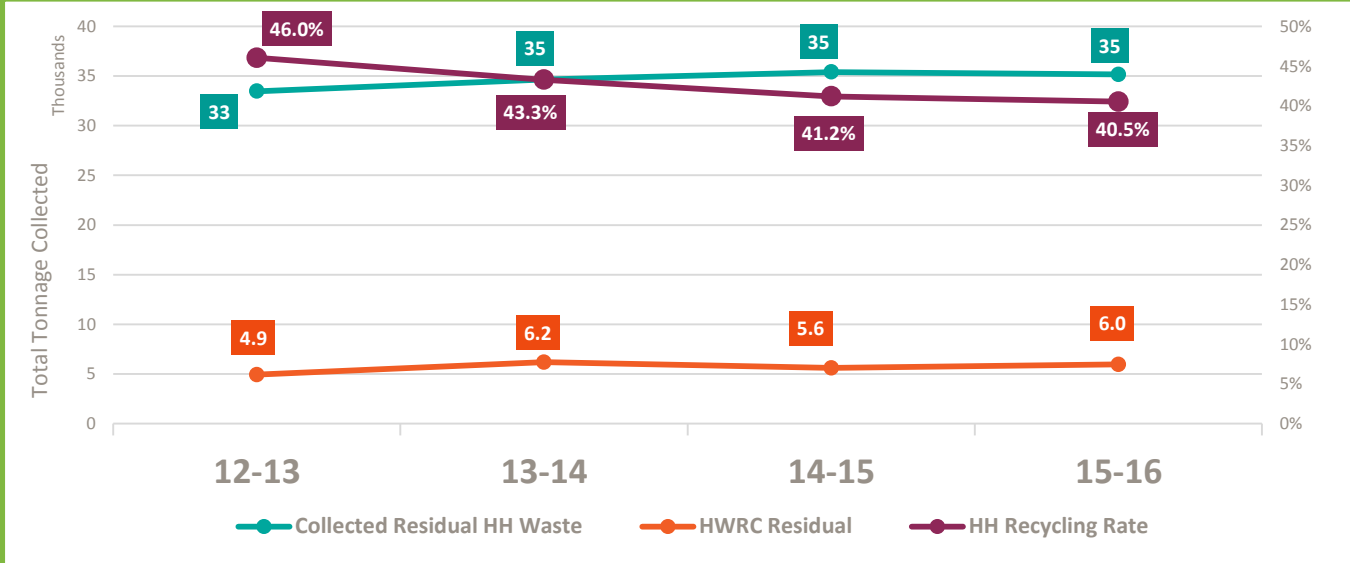
ORGANICS

Total Households	82,482
Total Population	186,990
IMD Score	10
% B.A.M.E Population	14.1%
Rural Including Hub Town (%)	0.0%
Rural-Urban Classification	6

Housing Type

Housing Ownership

Political



CONTRACTS

Service	Outsourced
Start	Unknown
End	2015
Extension	Unknown
Contractor	Veolia
Contract	Outsourced
Contract Start Data	2014/2009
Contract End Data	2041/2034
Option to Extend	5 years / 5 years
Appointed Contractor	Suez / Viridor

Nearest Neighbour

Rank	Neighbour	Recyc Rate
1	Royal Borough of Kingston upon Thames	45.8%
2	St Albans City and District Council	52.2%
3	Elmbridge BC	52.9%
4	Windsor and Maidenhead BC	46.7%

