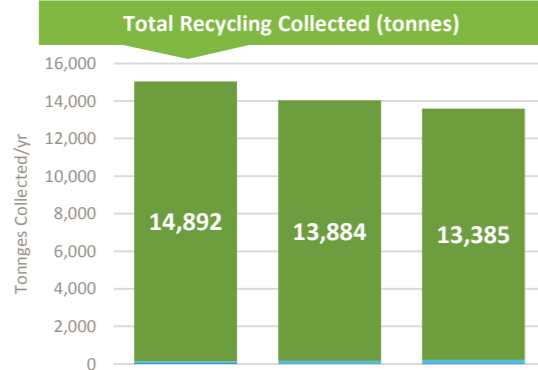
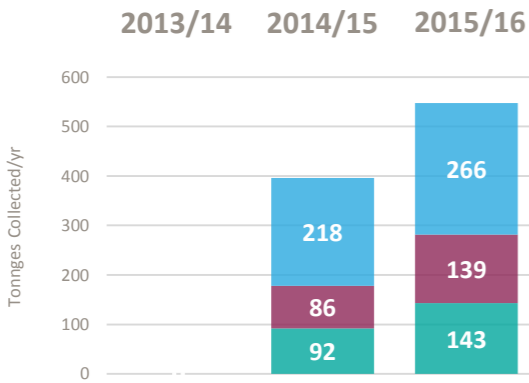


- Paper and Card
- Plastics
- Metals
- Glass
- Wood
- Other Target
- Co-mingled Materials

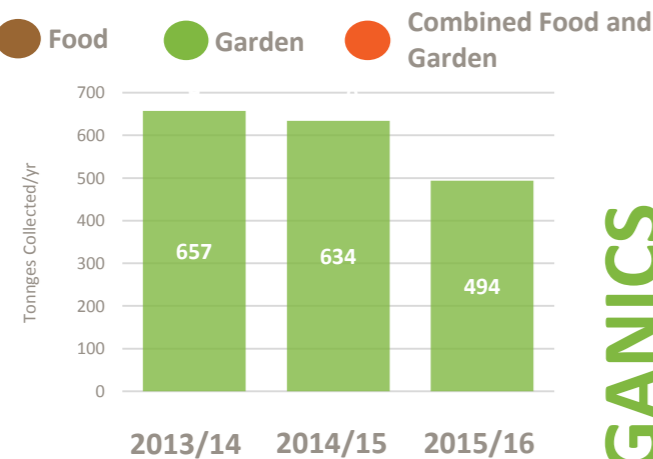
Household



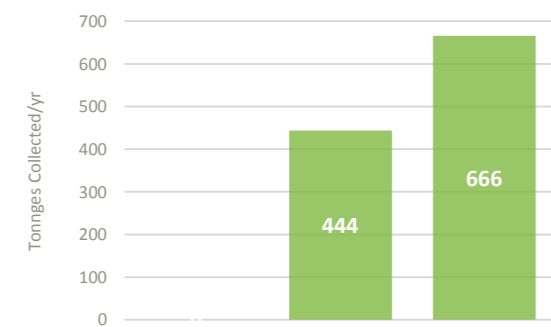
HWRC



Household

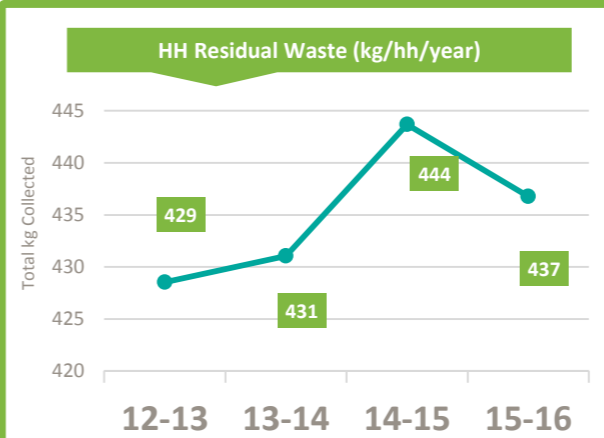
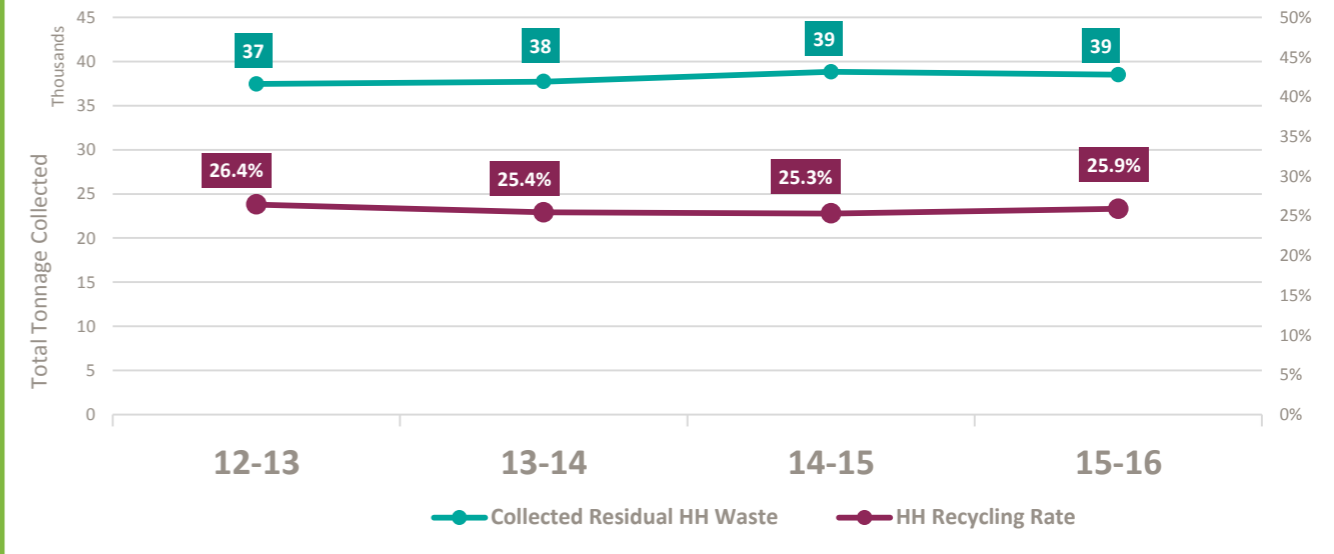


HWRC



DRY RECYCLING

Residual	Dry Recycling	Organics
No Separate Food	£96 pa	240l £
>Weekly	Twice	Fortnightly
64,000 Households	64,000 Households	7,000 Households
>Weekly	>Weekly	
26,850 Households	26,850 Households	
Collection of up to 10 items - £30. Concessions available		



CONTRACTS

Collection	Service	Outsourced
Start	2008	
End	2021	
Extension	Unknown	
Contractor	Sita	
Disposal	Contract	Outsourced
Contract Start Data	Unknown	
Contract End Data	2032	
Option to Extend	Unknown	
Appointed Contractor	Cory Environmental	

ORGANICS

Total Households	84,798
Total Population	158,649
IMD Score	23
% B.A.M.E Population	29.5%
Rural Including Hub Town (%)	0.0%
Rural-Urban Classification	6

Housing Type

- 52% Purpose-Built Flats
- 29% Converted Flats
- 13% Terraced
- 3% Semi-Detached
- 2% Detached
- 1% Flat in Commercial Building

Housing Ownership

- 36% Owned
- 36% Social Rented
- 24% Private Rented
- 3% Living Rent Free
- 1% Shared Ownership

Political

- Conservative
- Labour
- Lib Dem
- UKIP
- Green
- Other

Con control

Nearest Neighbour

Rank	Neighbour	Recyc Rate
1	Westminster City Council	17.3%
2	Camden LB	24.8%
3	Hammersmith and Fulham LB	22.0%
4	Islington LB	29.4%

