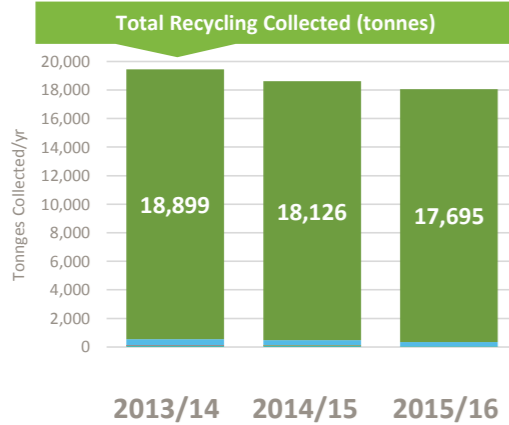
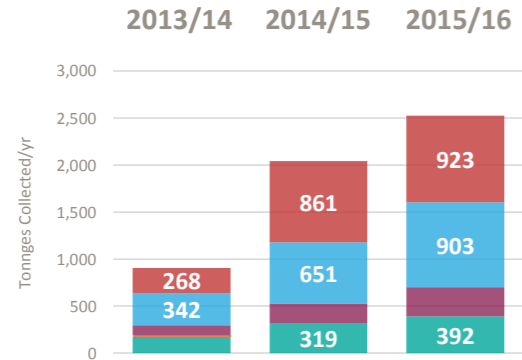


- Paper and Card
- Plastics
- Metals
- Glass
- Wood
- Other Target
- Co-mingled Materials

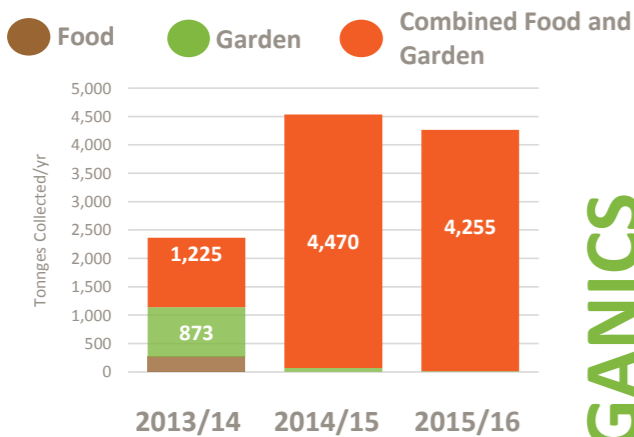
Household



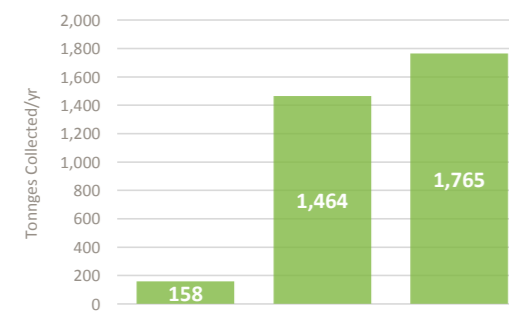
HWRC



Household



HWRC



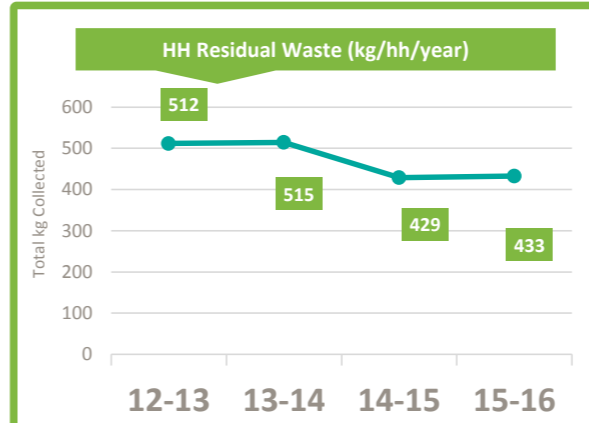
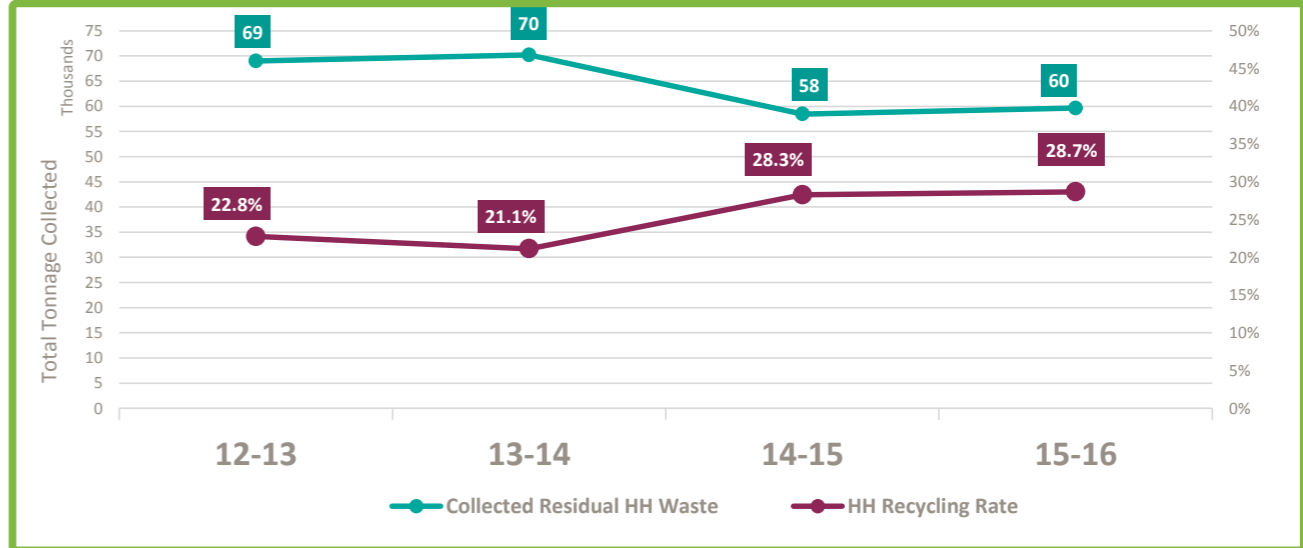
DRY RECYCLING

| Residual | Dry Recycling | Organics |
|---|-------------------|---------------------------|
| 140l | Fully co-mingled | £30 six month subscripiti |
| Weekly | Weekly | Weekly |
| 85,000 Households | 85,000 Households | 85,000 Households |
| 5,000 Households | | |
| >Weekly | Weekly | |
| 54,000 Households | 54,000 Households | |
| 1-4 items - £21 (£5.25/item thereafter) | | |

Kerbside

Flats Service

Bulky

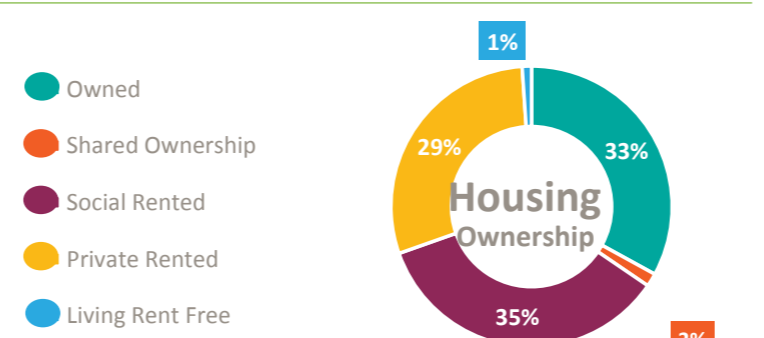
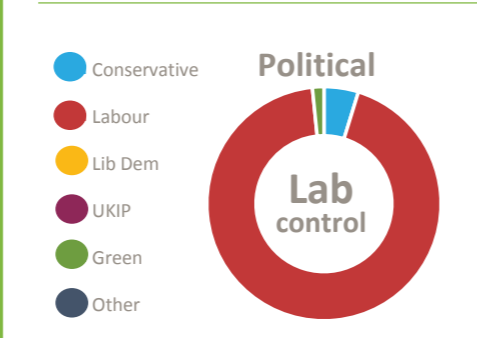
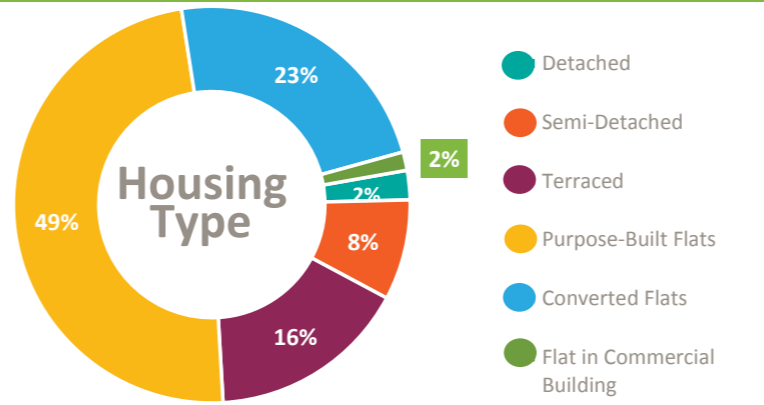


| Service | Outsourced |
|----------------------|--------------------|
| Start | Apr 2007 |
| End | Apr 2021 |
| Extension | Unknown |
| Contractor | Veolia |
| Contract | Outsourced |
| Contract Start Data | Unknown |
| Contract End Data | 2032 |
| Option to Extend | Unknown |
| Appointed Contractor | Cory Environmental |

CONTRACTS

ORGANICS

| | |
|------------------------------|---------|
| Total Households | 132,213 |
| Total Population | 303,086 |
| IMD Score | 31 |
| % B.A.M.E Population | 43.0% |
| Rural Including Hub Town (%) | 0.0% |
| Rural-Urban Classification | 6 |



| Nearest Neighbour | Recyc Rate |
|-------------------|------------|
| 1 Southwark LB | 35.0% |
| 2 Lewisham LB | 18.0% |
| 3 Hackney LB | 24.8% |
| 4 Haringey LB | 36.2% |

