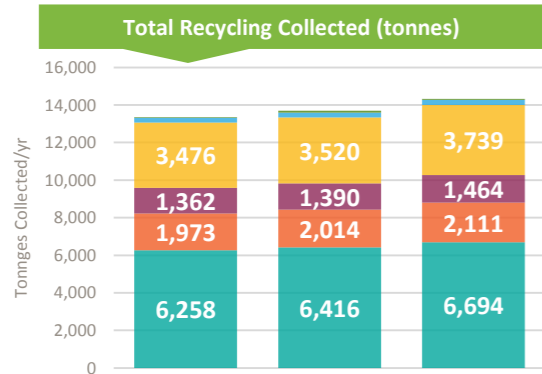
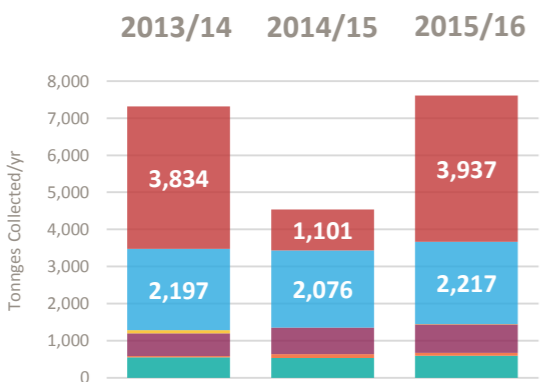


- Paper and Card
- Plastics
- Metals
- Glass
- Wood
- Other Target
- Co-mingled Materials

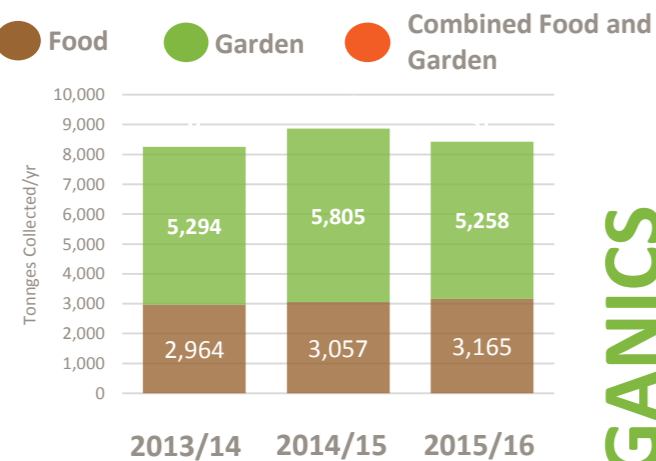
## Household



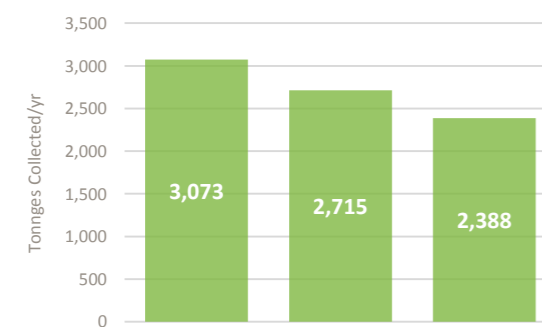
## HWRC



## Household



## HWRC



## DRY RECYCLING

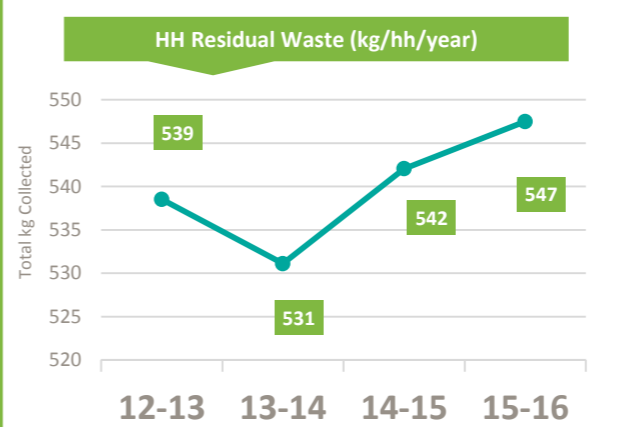
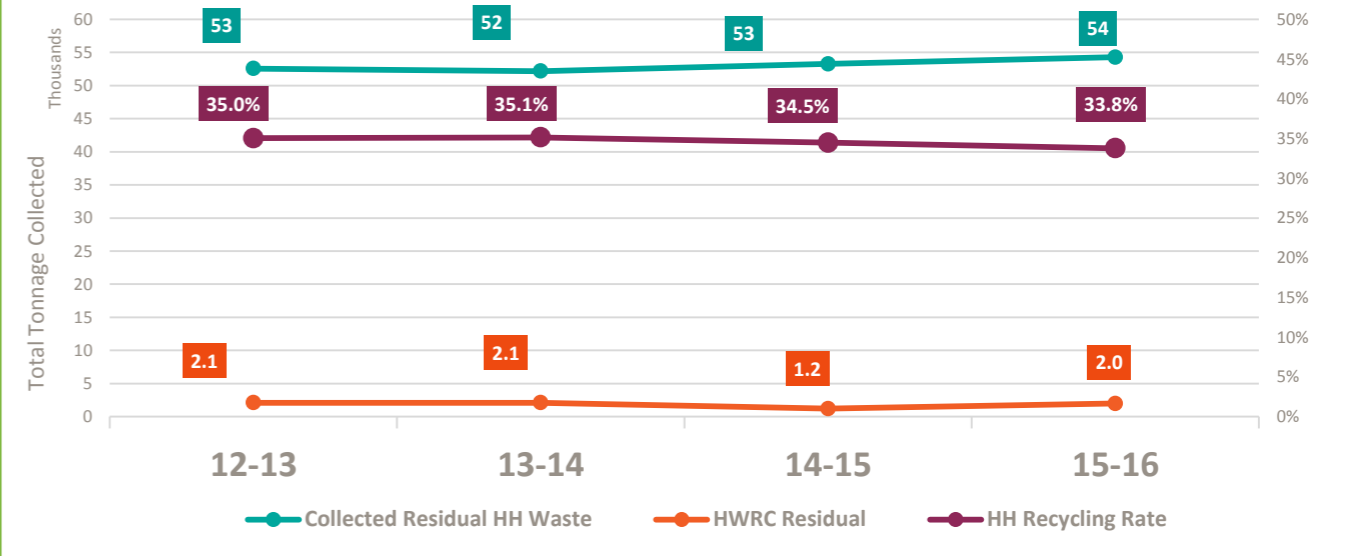
Residual	Dry Recycling	Organics	
Weekly	Weekly	Weekly	Fortnightly
74,095 Households	74,095 Households	72,000 Households	72,000 Households
			£50 pa
Weekly	Weekly		
22,000 Households	20,000 Households		

**Kerbside**

**Flats Service**

**Bulky**

£50 for 1-5 items, and £10 per additional item collected.  
Concessions: 1 free collection per year per household for residents on income related benefits



**CONTRACTS**

Collection	Service	Outsourced
	Start	Sep 2008
	End	Nov 2016
	Extension	Unknown
	Contractor	Sita
Disposal	Contract	Outsourced
	Contract Start Data	2014/2009
	Contract End Data	2041/2034
	Option to Extend	5 years / 5 years
	Appointed Contractor	Suez / Viridor

## ORGANICS

Total Households	96,892
Total Population	253,957
IMD Score	22
% B.A.M.E Population	48.7%
Rural Including Hub Town (%)	0.0%
Rural-Urban Classification	6

**Housing Type**

- 35% Purpose-Built Flats
- 29% Semi-Detached
- 23% Terraced
- 7% Detached
- 5% Converted Flats
- 1% Flat in Commercial Building

**Political**

Lab control

- Conservative
- Labour
- Lib Dem
- UKIP
- Green
- Other

**Housing Ownership**

- 50% Owned
- 24% Shared Ownership
- 23% Social Rented
- 2% Private Rented
- 1% Living Rent Free

**Nearest Neighbour**

Rank	Neighbour	Recyc Rate
1	Slough BC	26.8%
2	Ealing LB	43.0%
3	Harrow LB	40.9%
4	Barnet LB	36.8%

