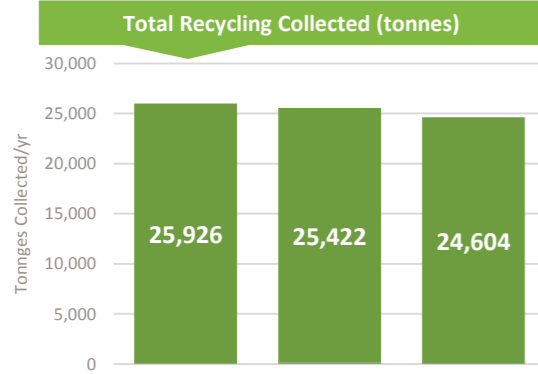
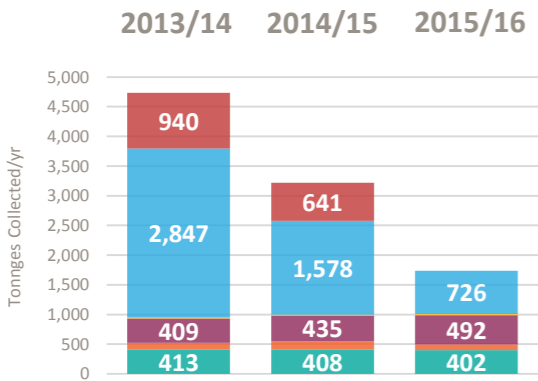


- Paper and Card
- Plastics
- Metals
- Glass
- Wood
- Other Target
- Co-mingled Materials

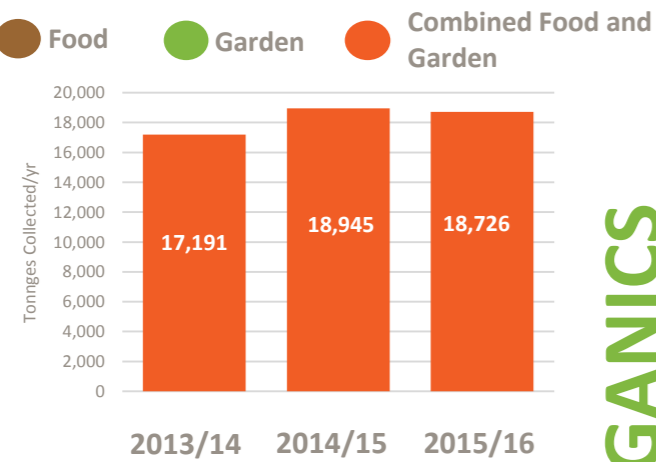
Household



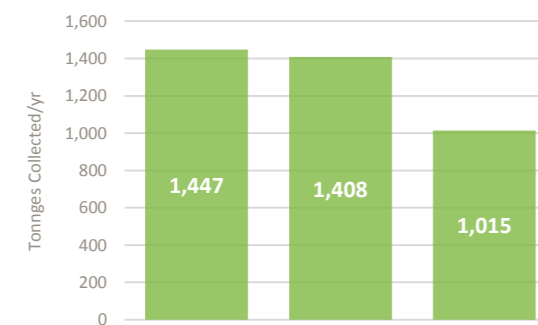
HWRC



Household



HWRC



DRY RECYCLING

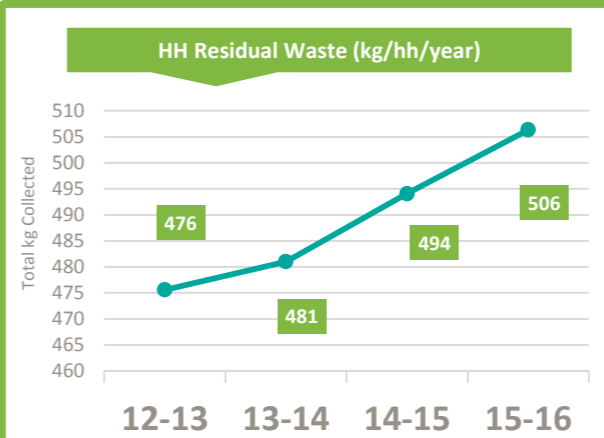
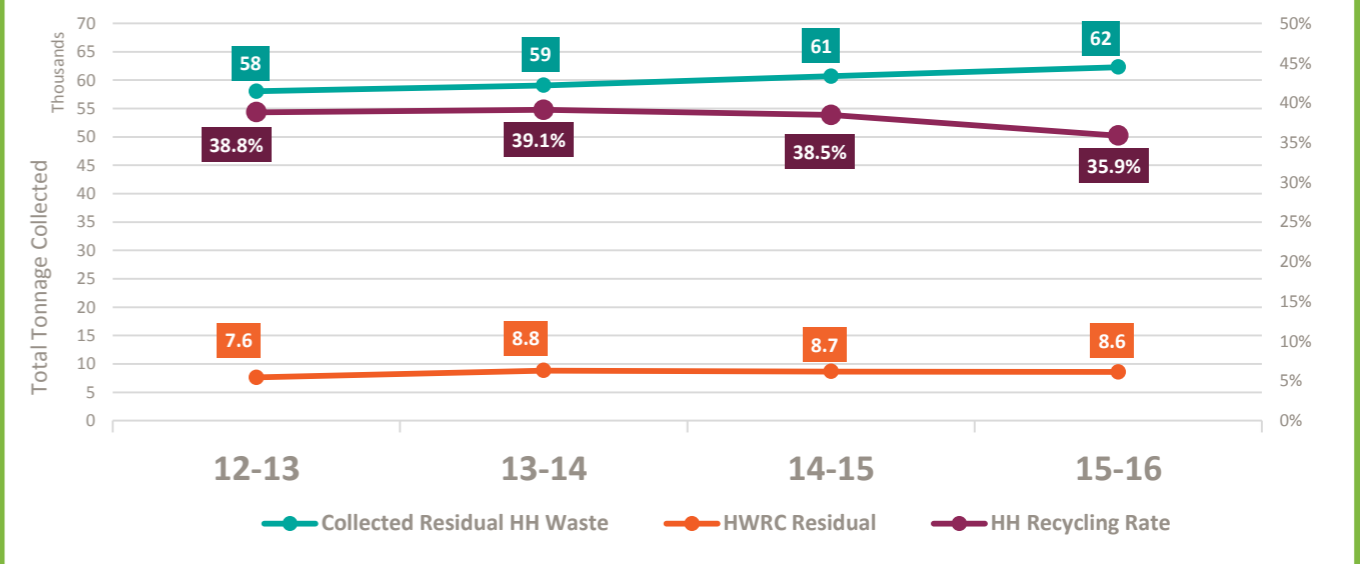
Residual	Dry Recycling	Organics	
140l		No Separate	240l
Weekly	Weekly	N/A	Weekly
80,000 Households	80,000 Households	N/A Households	76,000 Households
		240l	
Weekly	Weekly	Weekly	
40,000 Households	40,000 Households	16,000 Households	

Kerbside

Flats Service

Bulky

Free reuse collection on an unlimited basis. Non-reusable - 1 item £36.50, 2 items £40.50, 3 items £44.50



CONTRACTS

Service	In-house
Start	N/A
End	N/A
Extension	N/A
Contractor	N/A
Contract	Outsourced
Contract Start Data	01/12/2014
Contract End Data	45992
Option to Extend	none
Appointed Contractor	London Waste Ltd

ORGANICS

Total Households	122,042
Total Population	312,466
IMD Score	26
% B.A.M.E Population	39.1%
Rural Including Hub Town (%)	0.5%
Rural-Urban Classification	6

Housing Type

- Detached: 30%
- Semi-Detached: 23%
- Terraced: 31%
- Purpose-Built Flats: 7%
- Converted Flats: 7%
- Flat in Commercial Building: 2%

Political

Lab control

- Conservative
- Labour
- Lib Dem
- UKIP
- Green
- Other

Housing Ownership

- Owned: 58%
- Shared Ownership: 22%
- Social Rented: 18%
- Private Rented: 1%
- Living Rent Free: 1%

Nearest Neighbour

Rank	Neighbourhood	Recyc Rate (%)
1	Croydon LB	37.8%
2	Greenwich LB	34.8%
3	Merton LB	34.8%
4	Barnet LB	36.8%

