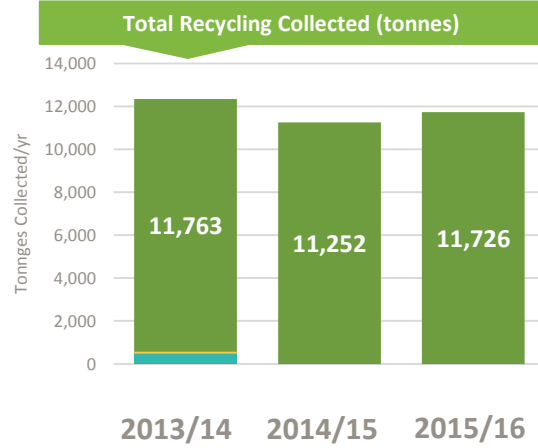
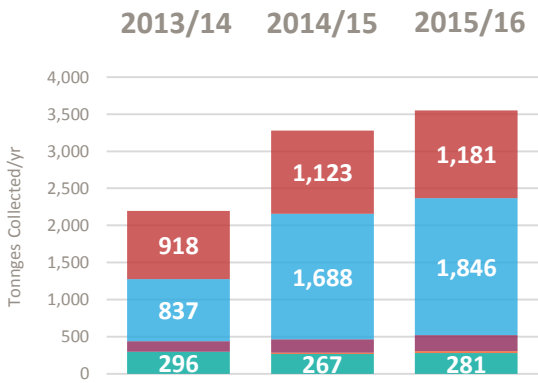


- Paper and Card
- Plastics
- Metals
- Glass
- Wood
- Other Target
- Co-mingled Materials

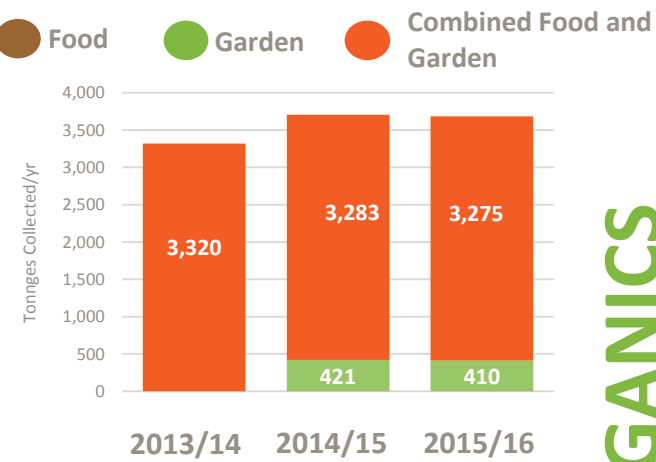
## Household



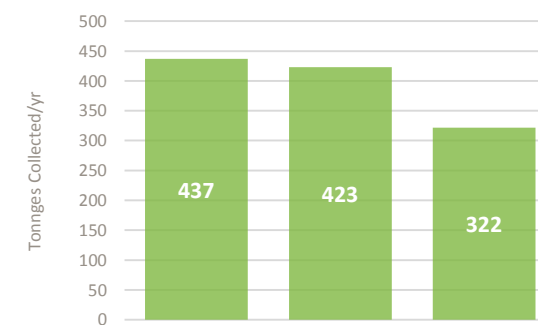
## HWRC



## Household



## HWRC



## DRY RECYCLING

Residual	Dry Recycling	Organics	
Weekly	Weekly	Weekly	Weekly
48,459 Households	48,459 Households	48,459 Households	48,459 Households
Free			
Twice-	Weekly	Weekly	
51,423 Households	51,423 Households	51,423 Households	

Free collection for reusable furniture. Non reusable and white goods - 1-5 items (up to 20 black bags) £25, 6-10 items (up to 40 black bags) £50, 11-15 (up to 60 black bags) £75

## ORGANICS

Total Households	99,828
Total Population	220,338
IMD Score	25
% B.A.M.E Population	33.8%
Rural Including Hub Town (%)	0.0%
Rural-Urban Classification	6

### Political

### Housing Type

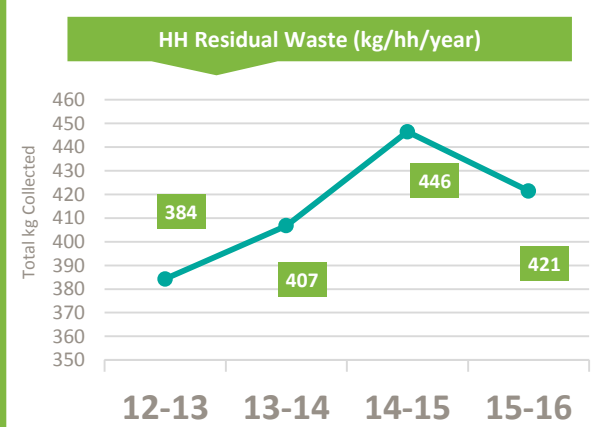
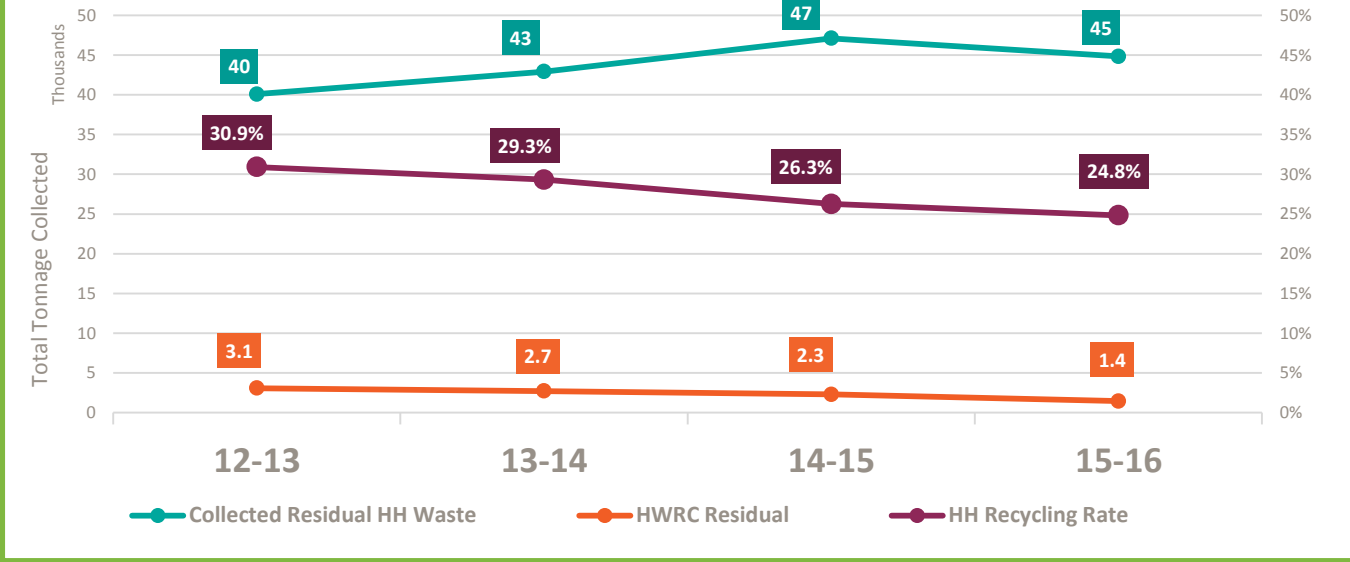
### Political

### Housing Ownership

## Kerbside

## Flats Service

## Bulky



### CONTRACTS

Service	Outsourced
Start	Jan 2003
End	2017
Extension	Unknown
Contractor	Veolia
Contract	Outsourced
Contract Start Data	01/12/2014
Contract End Data	45992
Option to Extend	none
Appointed Contractor	London Waste Ltd

### Nearest Neighbour

Rank	Neighbour	Recyc Rate
1	Westminster City Council	17.3%
2	Hammersmith and Fulham LB	22.0%
3	Islington LB	29.4%
4	Royal Borough of Kensington and Chelsea	25.9%

