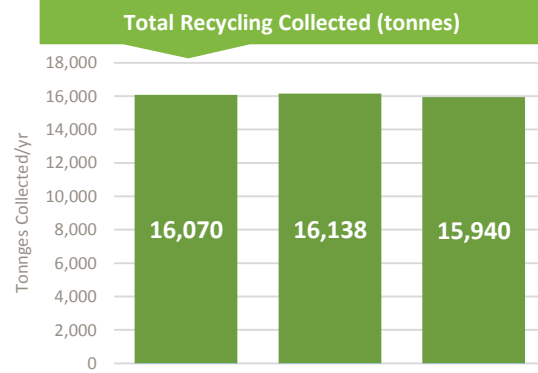
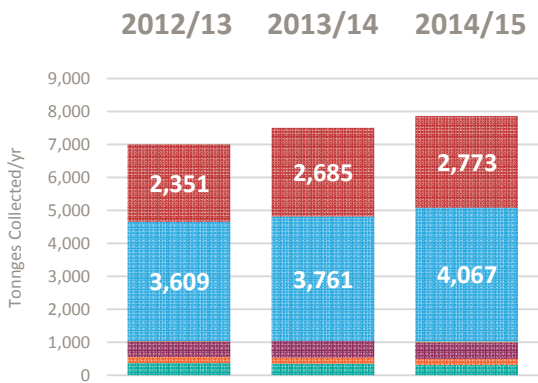


- Paper and Card
- Plastics
- Metals
- Glass
- Wood
- Other Target
- Co-mingled Materials

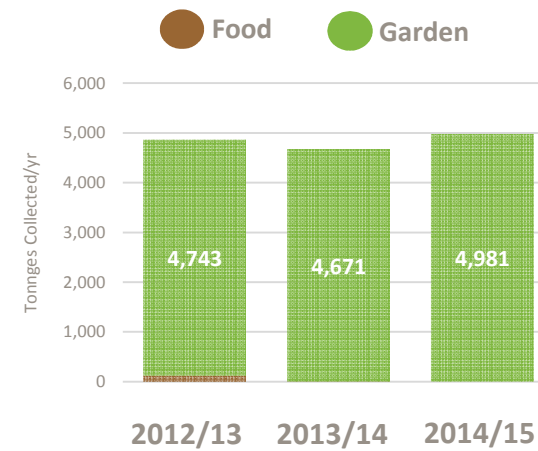
Household



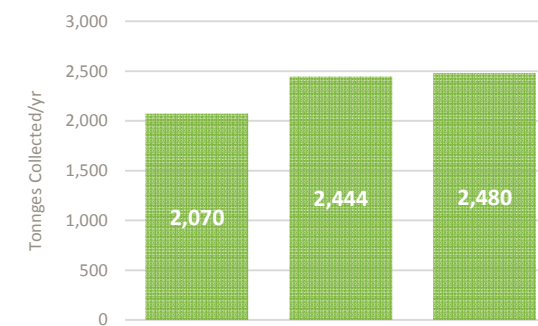
HWRC



Household



HWRC



DRY RECYCLING

Residual	Dry Recycling	Organics
<p>140l</p>	<p>Fully co-mingled</p>	<p>No Separate Food</p>
<p>Weekly</p> <p>62,689 Households</p>	<p>Fortnightly</p> <p>62,689 Households</p>	<p>Fortnightly</p> <p>62,689 Households</p>
<p>Weekly</p> <p>16,686 Households</p>	<p>Fortnightly</p> <p>16,686 Households</p>	<p>No Separate Food</p>
<p>£25.00 for 1-3 items and £5.00 per additional item</p>		

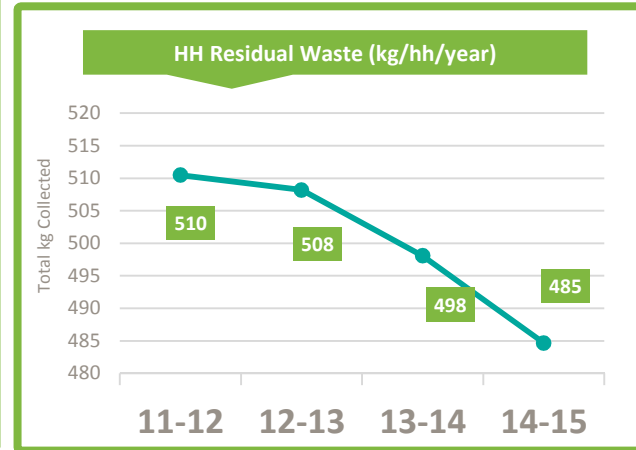
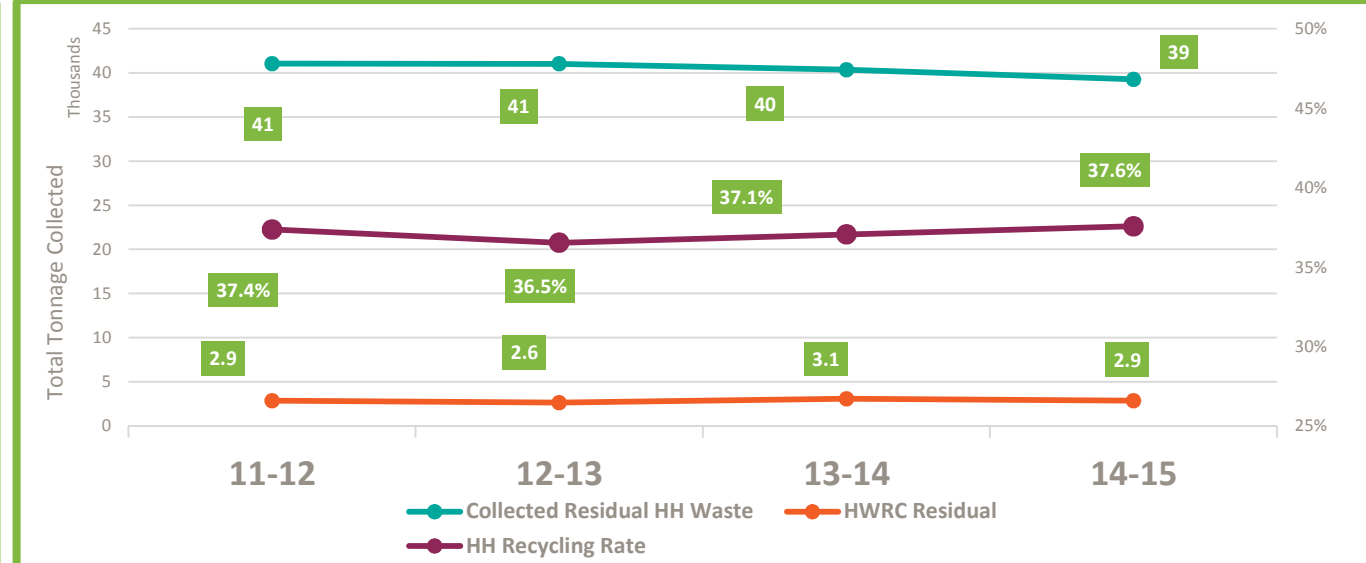
ORGANICS

Total Households	79,696
Total Population	190,146
IMD Score	15
% B.A.M.E Population	21.5%
Rural Including Hub Town (%)	0.0%
Rural-Urban Classification	6

Housing Type

Political

Housing Ownership



CONTRACTS

Service	In-house
Start	N/A
End	N/A
Extension	N/A
Contractor	N/A
Contract	Outsourced
Contract Start Data	Unknown
Contract End Data	2045
Option to Extend	Unknown
Appointed Contractor	Viridor

Nearest Neighbour

Rank	Neighbour	Recyc Rate
1	Watford BC	41.6%
2	Bromley LB	48.0%
3	Bexley LB	54.0%
4	Trafford MBC	63.5%

