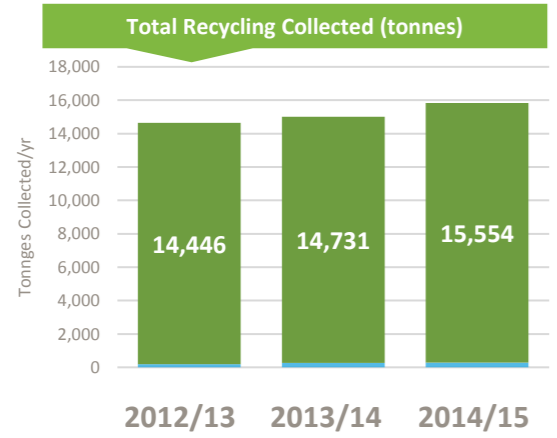


- Paper and Card
- Plastics
- Metals
- Glass
- Wood
- Other Target
- Co-mingled Materials

Household



HWRC

No HWRC data reported

DRY RECYCLING

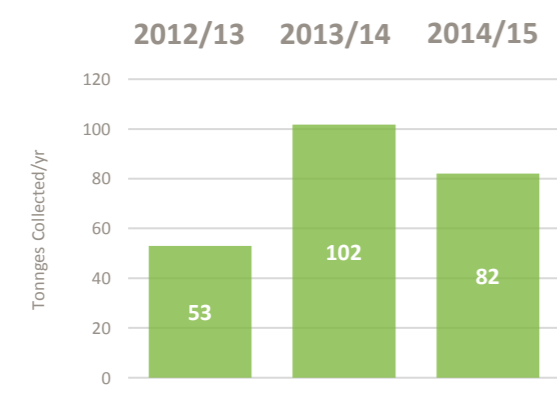
Residual	Dry Recycling	Organics
 >Weekly 63,000 Households	 Fully co-mingled Weekly 63,000 Households	No Separate Food No Garden Collected
 >Weekly 56,234 Households	 Weekly 56,325 Households	No Separate Food

5 items for £22. Free for those on Housing or Council Tax Benefit.

Household

No household data reported

HWRC



ORGANICS

Total Households	118,318
Total Population	219,396
IMD Score	25
% B.A.M.E Population	38.4%
Rural Including Hub Town (%)	0.0%
Rural-Urban Classification	6

### Housing Type

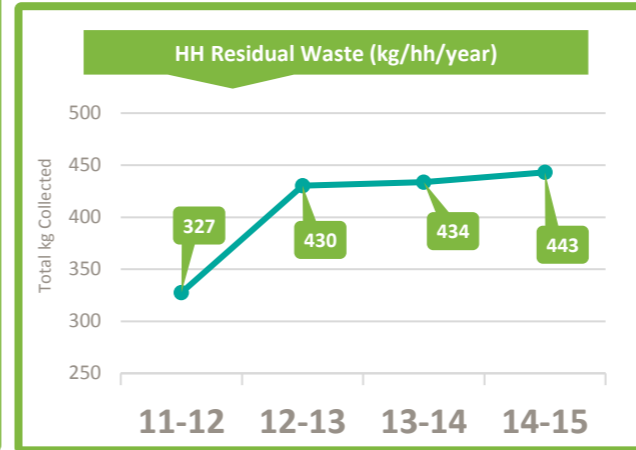
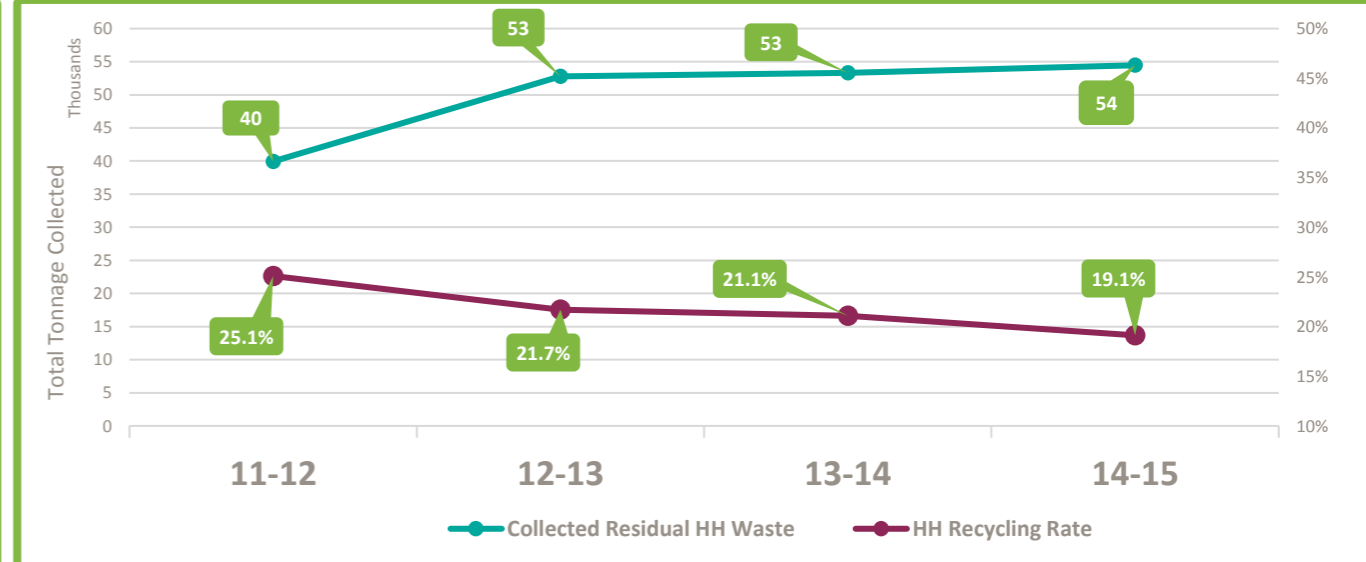
- 66% Purpose-Built Flats
- 20% Converted Flats
- 3% Detached
- 3% Semi-Detached
- 1% Terraced
- 2% Flat in Commercial Building
- 8%

### Political

- Conservative
- Labour
- Lib Dem
- UKIP
- Green
- Other

### Housing Ownership

- 30% Owned
- 40% Shared Ownership
- 26% Social Rented
- 1% Private Rented
- 3% Living Rent Free



Collection	Service	Outsourced
	Start	Sep 2010
	End	Sep 2017
	Extension	Unknown
	Contractor	Veolia
Disposal	Contract	Outsourced
	Contract Start Data	Unknown
	Contract End Data	2016
	Option to Extend	up to 1 yr extension possible
	Appointed Contractor	Cory Environmental

CONTRACTS

Nearest Neighbour	Recyc Rate
1 Camden LB	26.3%
2 Royal Borough of Kensington and Chelsea	25.3%
3 Hammersmith and Fulham LB	20.7%
4 Wandsworth LB	20.7%

