
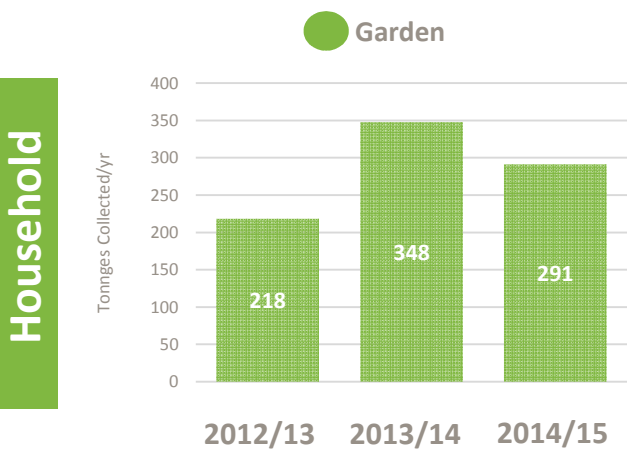
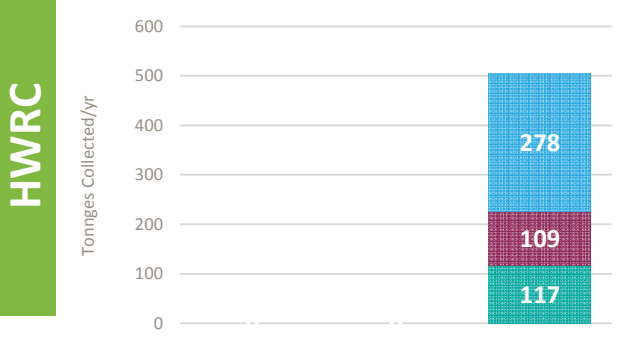
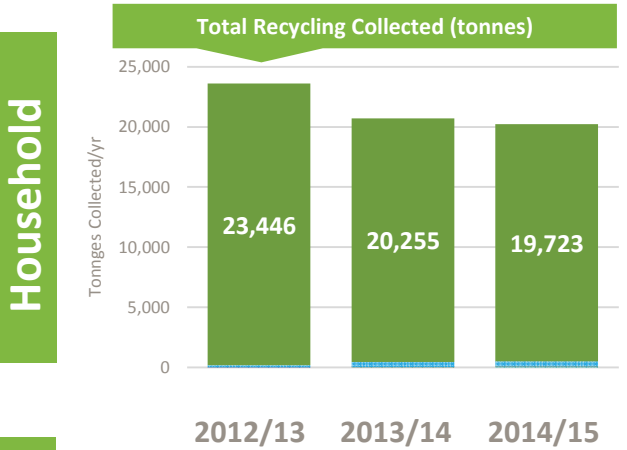


- Paper and Card
- Plastics
- Metals
- Glass
- Wood
- Other Target
- Co-mingled Materials



DRY RECYCLING

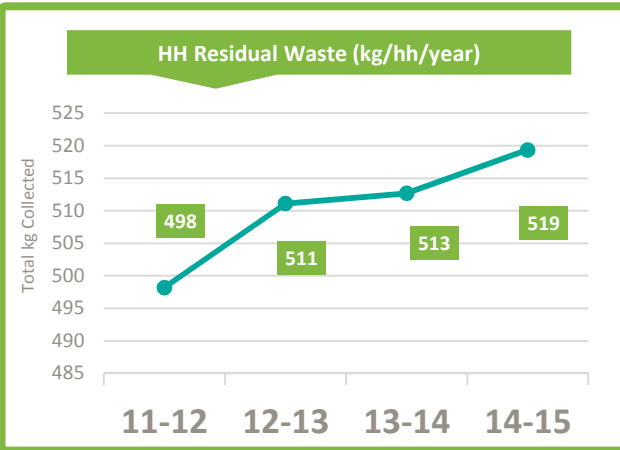
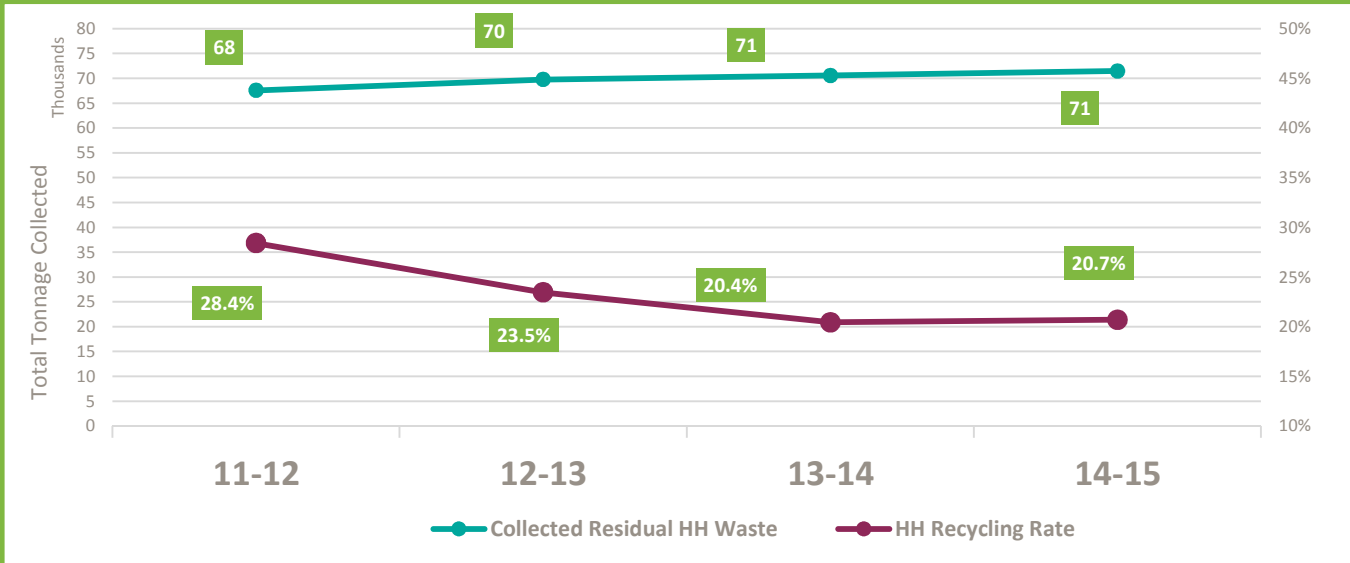
Residual	Dry Recycling	Organics
 Weekly 89,000 Households	 Fully co-mingled Weekly 89,000 Households	No Separate Food No Garden Collected
 Weekly 49,109 Households	 Weekly 48,000 Households	No Separate Food

Kerbside

Flats Service

Bulky

Minimum charge for 1-4 bulky items is £16.50. Each additional item costs £7.50. Up to 3 sacks charged as 1 bulky item.



CONTRACTS

Category	Details
Collection	Service: Outsourced; Start: Apr 2012; End: Apr 2020; Extension: Unknown; Contractor: Serco
Disposal	Contract: Outsourced; Contract Start Data: Unknown; Contract End Data: 2032; Option to Extend: Unknown; Appointed Contractor: Cory Environmental

ORGANICS

Total Households	134,619
Total Population	306,995
IMD Score	21
% B.A.M.E Population	28.6%
Rural Including Hub Town (%)	0.0%
Rural-Urban Classification	6

Housing Type

- Purpose-Built Flats: 44%
- Converted Flats: 20%
- Terraced: 24%
- Semi-Detached: 7%
- Detached: 2%
- Flat in Commercial Building: 3%

Housing Ownership

- Owned: 46%
- Private Rented: 32%
- Social Rented: 20%
- Living Rent Free: 1%
- Shared Ownership: 1%

Political Control

- Conservative
- Labour
- Lib Dem
- UKIP
- Green
- Other

Nearest Neighbour

Rank	Neighbourhood	Recyc Rate
1	Hammersmith and Fulham LB	20.7%
2	Camden LB	26.3%
3	Merton LB	37.5%
4	Islington LB	32.8%

