

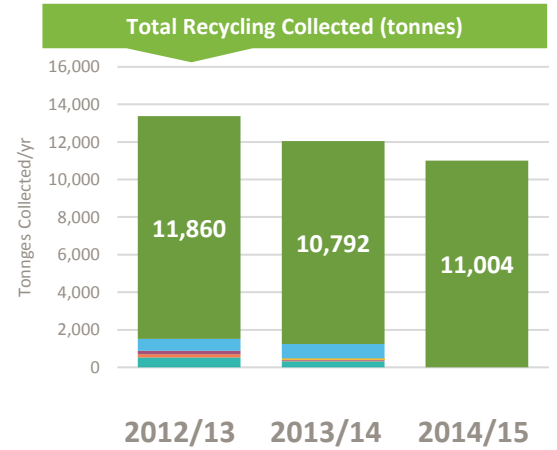
Tower Hamlets

Waste and Recycling Fact Sheet

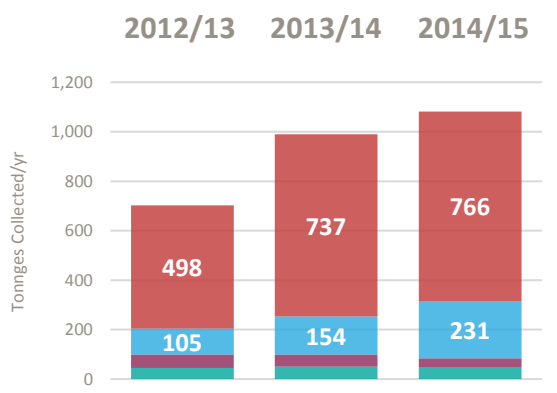


- Paper and Card
- Plastics
- Metals
- Glass
- Wood
- Other Target
- Co-mingled Materials

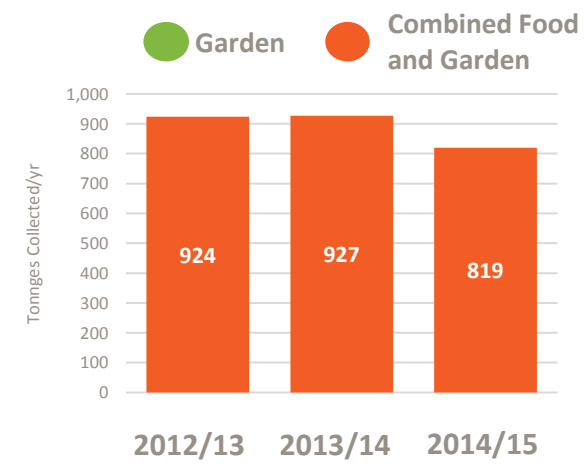
Household



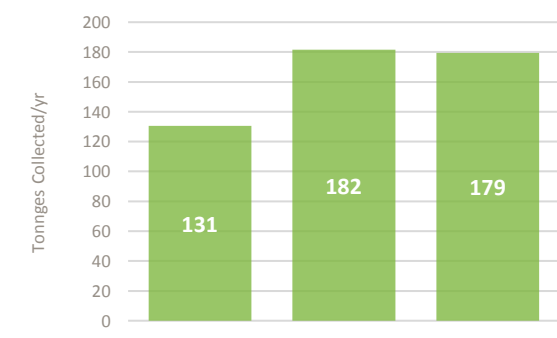
HWRC



Household



HWRC



DRY RECYCLING

Residual	Dry Recycling	Organics	
			Kerbside
240l	240l	Free	
Weekly	Fully co-mingled	Weekly	
34,000 Households	34,000 Households	22,269 Households	
			Flats Service
Weekly	Weekly	Weekly	
89,488 Households	76,741 Households	4,065 Households	
Bulky			
2 collections free per annum with up to 5 items per collection and charged thereafter. Reusable items free.			

ORGANICS

Total Households	105,379
Total Population	254,096
IMD Score	40
% B.A.M.E Population	54.9%
Rural Including Hub Town (%)	0.0%
Rural-Urban Classification	6

Housing Type

- Detached: 80%
- Semi-Detached: 10%
- Terraced: 3%
- Purpose-Built Flats: 2%
- Converted Flats: 1%
- Flat in Commercial Building: 4%

Housing Ownership

- Owned: 40%
- Shared Ownership: 2%
- Social Rented: 33%
- Private Rented: 1%
- Living Rent Free: 24%

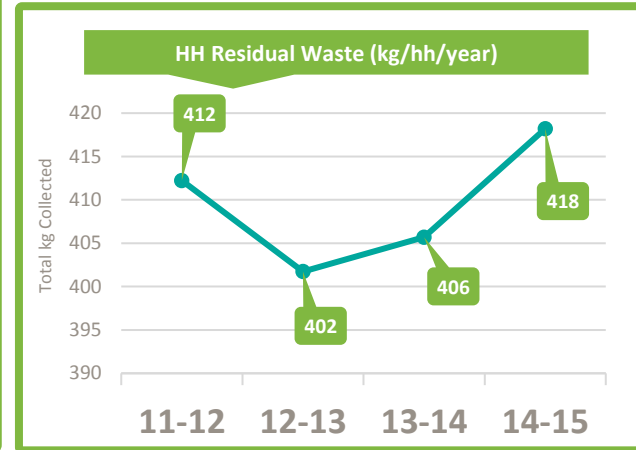
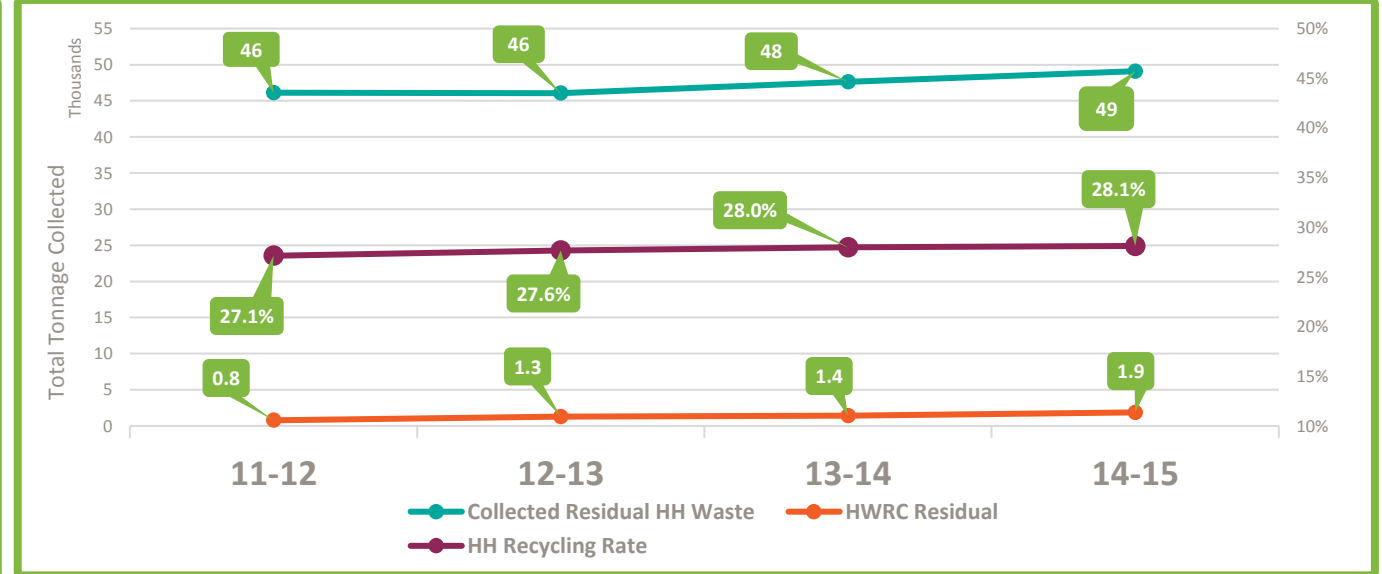
Political

No control

- Conservative
- Labour
- Lib Dem
- UKIP
- Green
- Other

Political

- Owned
- Shared Ownership
- Social Rented
- Private Rented
- Living Rent Free



Collection	Service	Outsourced
Start	Aug 2008	
End	Aug 2017	
Extension	Unknown	
Contractor	Veolia	
Disposal	Contract	Outsourced
Contract Start Data	Unknown	
Contract End Data	2017	
Option to Extend	5yrs extra landfill bought 2007	
Appointed Contractor	Veolia	

Nearest Neighbour	Recyc Rate
1 Ealing LB	40.1%
2 Hounslow LB	34.5%
3 Camden LB	26.3%
4 Redbridge LB	28.7%

