

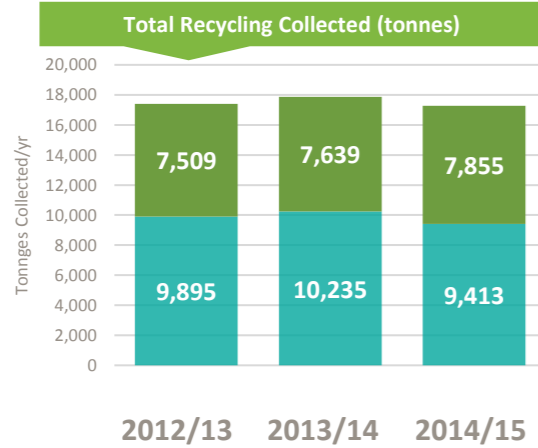
Richmond upon Thames

Waste and Recycling Fact Sheet

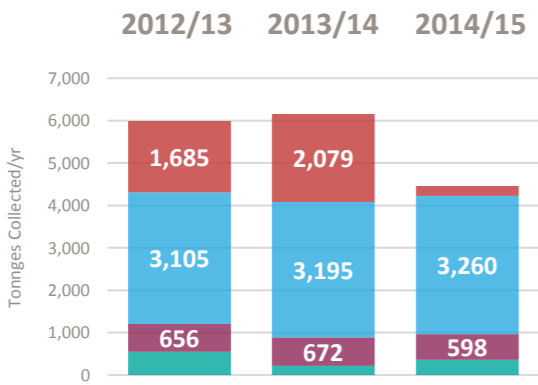


- Paper and Card
- Plastics
- Metals
- Glass
- Wood
- Other Target
- Co-mingled Materials

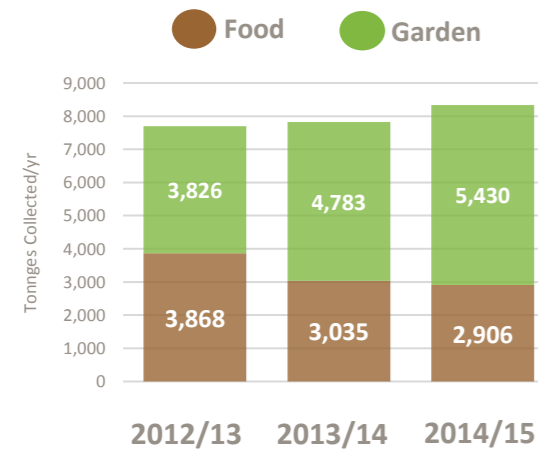
Household



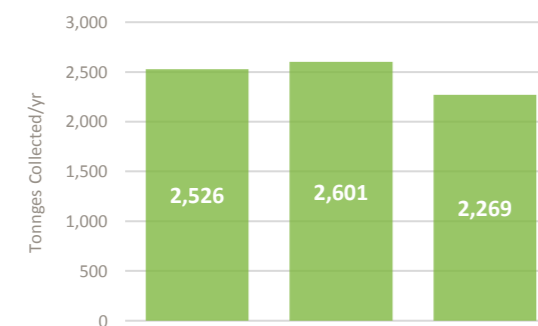
HWRC



Household



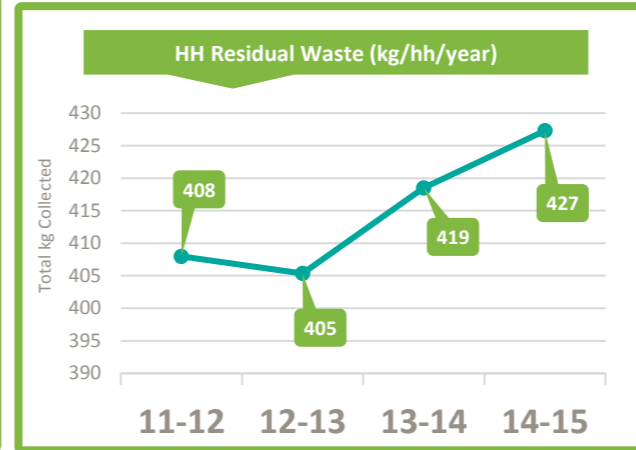
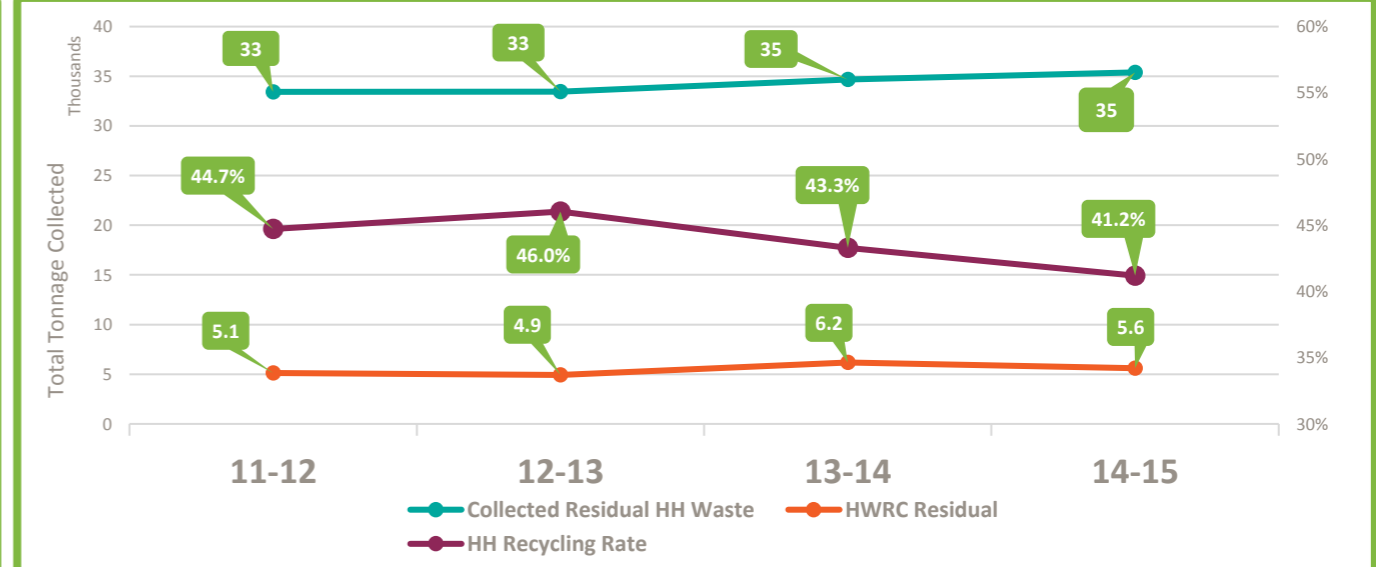
HWRC



DRY RECYCLING

Residual	Dry Recycling	Organics	
Weekly	Weekly	Weekly	£60 annually
66,000 Households	66,000 Households	66,000 Households	18,000 Households
Weekly	Weekly	No Separate Food	
16,000 Households	16,000 Households		

Standard Collection: £50 for up to 5 items (each additional item £6). Concessions available.



Collection	Service	Outsourced
	Start	Unknown
	End	2015
	Extension	Unknown
	Contractor	Veolia
Disposal	Contract	Outsourced
	Contract Start Data	Jul 2015
	Contract End Data	Unknown
	Option to Extend	Unknown
	Appointed Contractor	Sita

ORGANICS

Total Households	82,482
Total Population	186,990
IMD Score	10
% B.A.M.E Population	14.1%
Rural Including Hub Town (%)	0.0%
Rural-Urban Classification	6

Housing Type

- 28% Purpose-Built Flats
- 27% Terraced
- 24% Semi-Detached
- 10% Detached
- 9% Converted Flats
- 2% Flat in Commercial Building

Housing Ownership

- 63% Owned
- 22% Private Rented
- 13% Social Rented
- 1% Living Rent Free
- 1% Shared Ownership

Political

- Conservative
- Labour
- Lib Dem
- UKIP
- Green
- Other

Control

Nearest Neighbour	Recyc Rate
1 Royal Borough of Kingston upon Thames	45.7%
2 St Albans City and District Council	51.1%
3 Elmbridge BC	48.5%
4 Windsor and Maidenhead BC	43.8%

