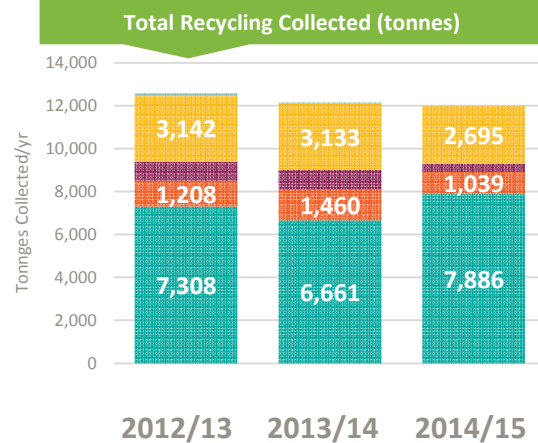
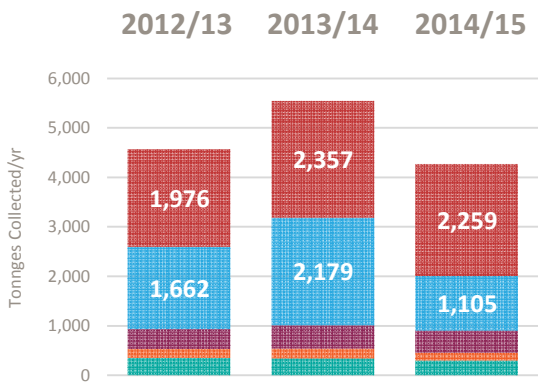


- Paper and Card
- Plastics
- Metals
- Glass
- Wood
- Other Target
- Co-mingled Materials

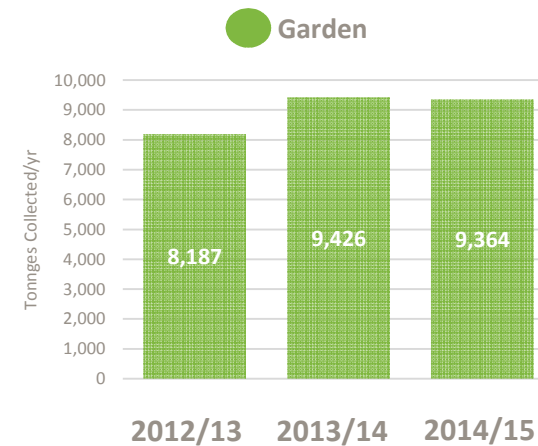
Household



HWRC



Household



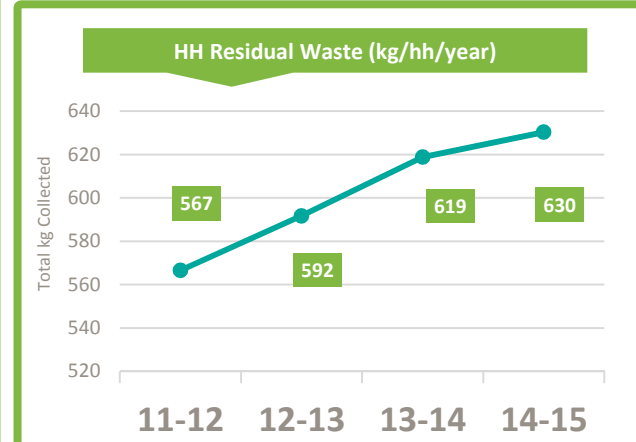
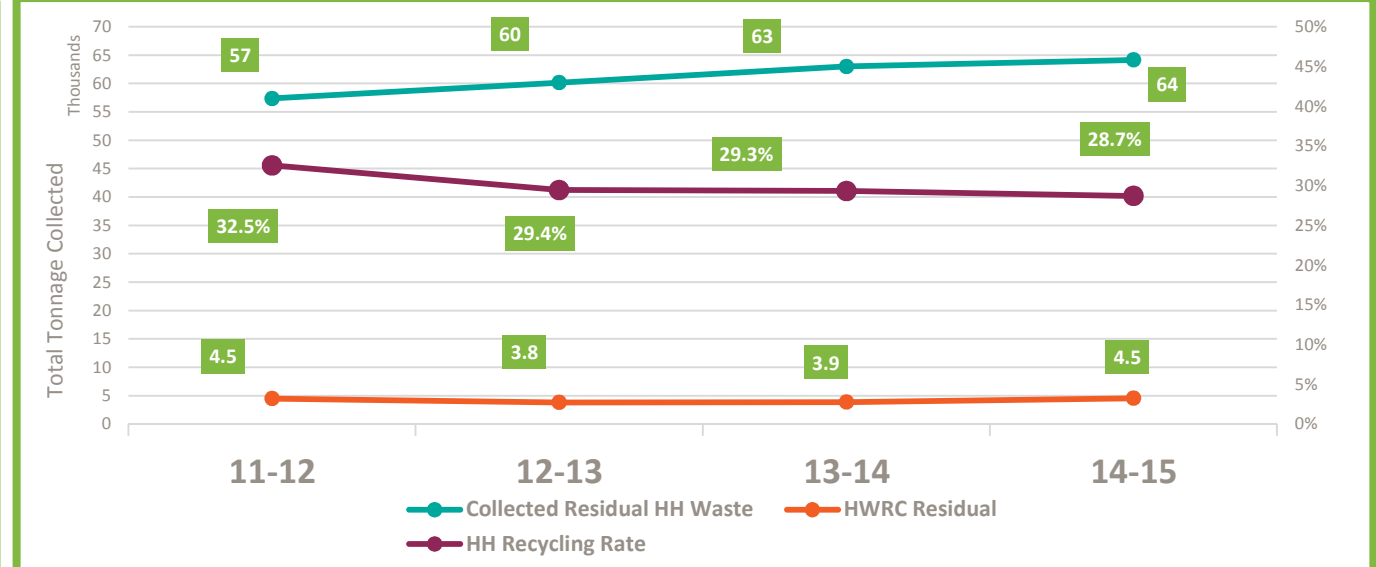
HWRC



DRY RECYCLING

Residual	Dry Recycling	Organics	
			Kerbside
Weekly 80,341 Households	Weekly 80,341 Households	No Separate Food Free Weekly 80,341 Households	
			Flats Service
Weekly 21,047 Households	Fortnightly 21,047 Households	No Separate Food	

Bulky
Free collections with number of items per collection based on a points system.



CONTRACTS

Service	Outsourced
Start	Jan 2007
End	Jan 2019
Extension	Unknown
Contractor	Amey
Contract	Outsourced
Contract Start Data	Unknown
Contract End Data	2027
Option to Extend	Can be extended by 5 years
Appointed Contractor	Shanks Waste Services Limited

ORGANICS

Total Households	101,348
Total Population	278,970
IMD Score	20
% B.A.M.E Population	57.5%
Rural Including Hub Town (%)	0.0%
Rural-Urban Classification	6

Housing Type

- Detached: 24%
- Semi-Detached: 26%
- Terraced: 35%
- Purpose-Built Flats: 2%
- Converted Flats: 6%
- Flat in Commercial Building: 7%

Political

- Conservative: Lab control
- Labour
- Lib Dem
- UKIP
- Green
- Other

Housing Ownership

- Owned: 64%
- Shared Ownership: 11%
- Social Rented: 1%
- Private Rented: 23%
- Living Rent Free: 1%

Nearest Neighbour

Rank	Neighbourhood	Recyc Rate
1	Harrow LB	45.1%
2	Ealing LB	40.1%
3	Hounslow LB	34.5%
4	Barnet LB	38.0%

