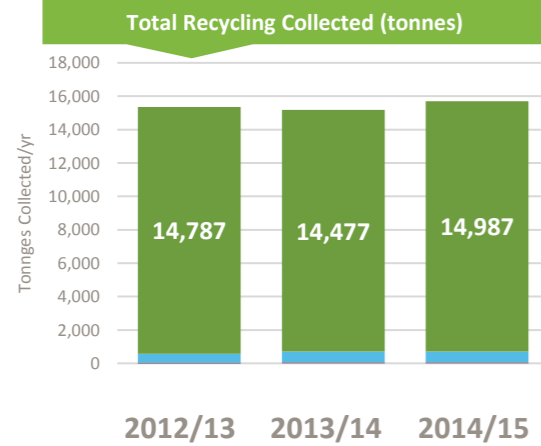
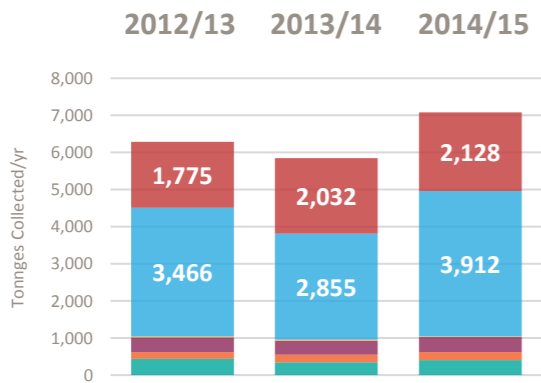


- Paper and Card
- Plastics
- Metals
- Glass
- Wood
- Other Target
- Co-mingled Materials

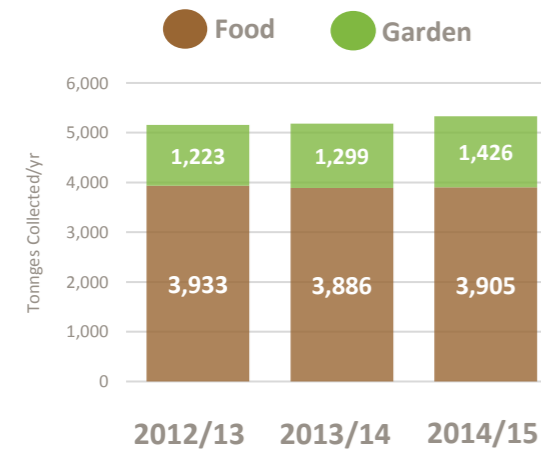
Household



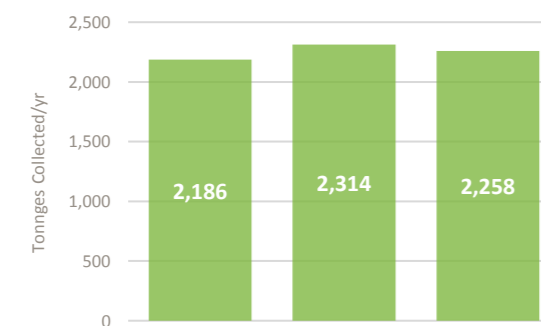
HWRC



Household



HWRC



DRY RECYCLING

Residual	Dry Recycling	Organics	
Weekly	Weekly	Weekly	£65 annually
67,000 Households	67,000 Households	55,000 Households	
Weekly	Weekly	Weekly	
15,000 Households	13,000 Households	13,000 Households	
Free collection 1-5 items once every 3 months, includes fridges and freezers. Minimum fee of £10 for additional items collected at the same time up to 3 items. Additional fridge/freezers			

ORGANICS

Total Households	80,919
Total Population	199,693
IMD Score	15
% B.A.M.E Population	35.2%
Rural Including Hub Town (%)	0.0%
Rural-Urban Classification	6

Housing Type

- Detached: 27%
- Semi-Detached: 18%
- Terraced: 38%
- Purpose-Built Flats: 9%
- Converted Flats: 6%
- Flat in Commercial Building: 2%

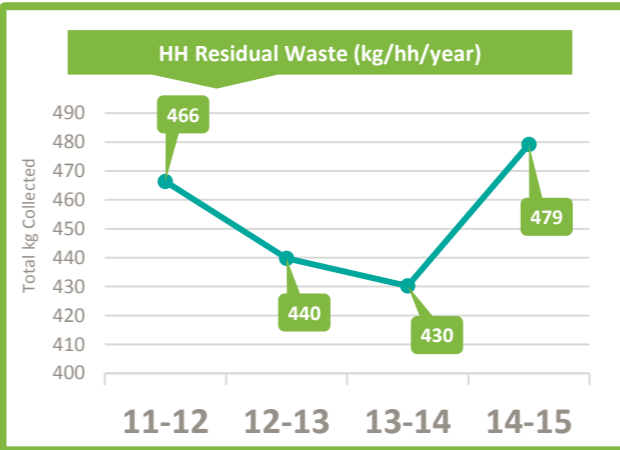
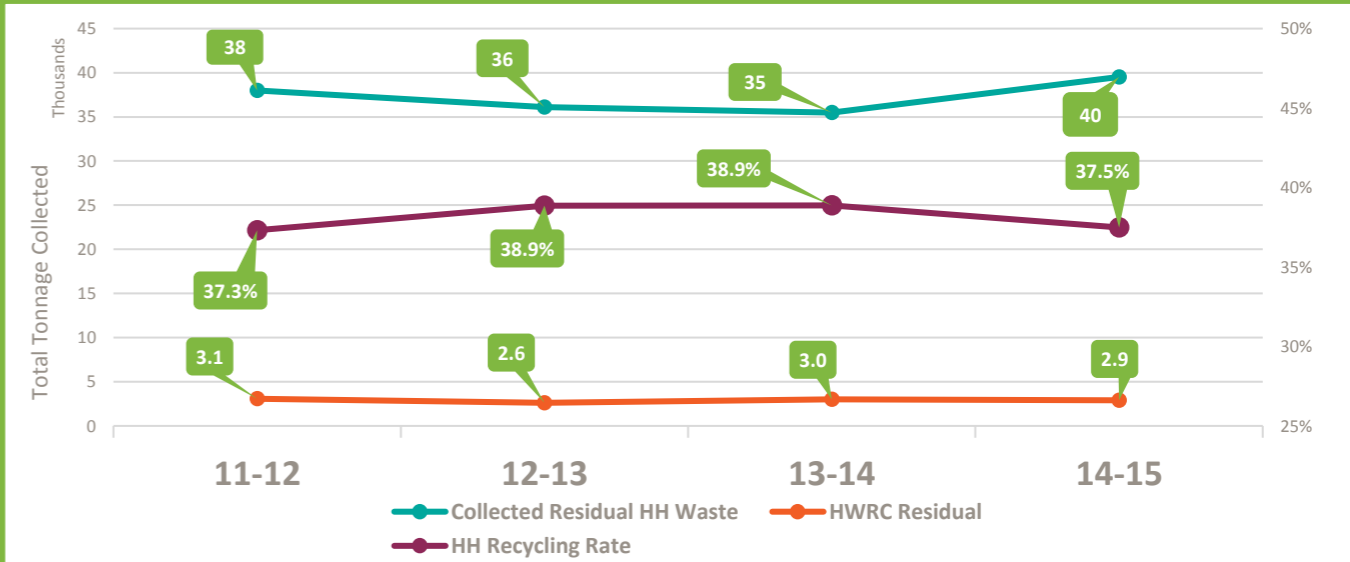
Political

Lab control

- Conservative
- Labour
- Lib Dem
- UKIP
- Green
- Other

Housing Ownership

- Owned: 59%
- Shared Ownership: 25%
- Social Rented: 14%
- Private Rented: 1%
- Living Rent Free: 1%



CONTRACTS

Service	In-house
Start	N/A
End	N/A
Extension	N/A
Contractor	N/A
Contract	Outsourced
Contract Start Data	Unknown
Contract End Data	2045
Option to Extend	Unknown
Appointed Contractor	Viridor

Nearest Neighbour

Rank	Neighbour	Recyc Rate
1	Barnet LB	38.0%
2	Enfield LB	38.5%
3	Ealing LB	40.1%
4	Redbridge LB	28.7%

