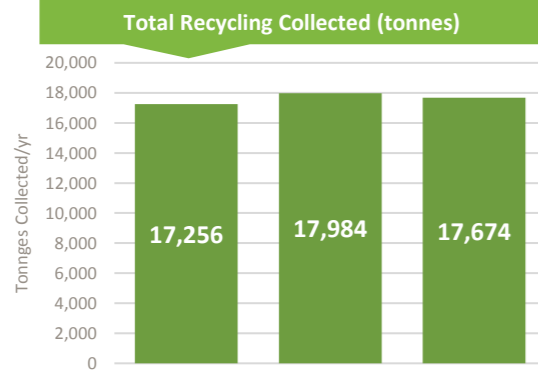
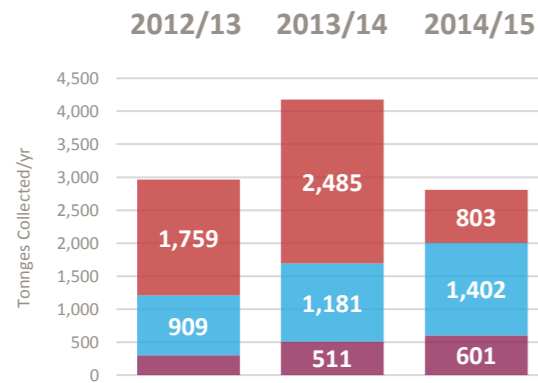


- Paper and Card
- Plastics
- Metals
- Glass
- Wood
- Other Target
- Co-mingled Materials

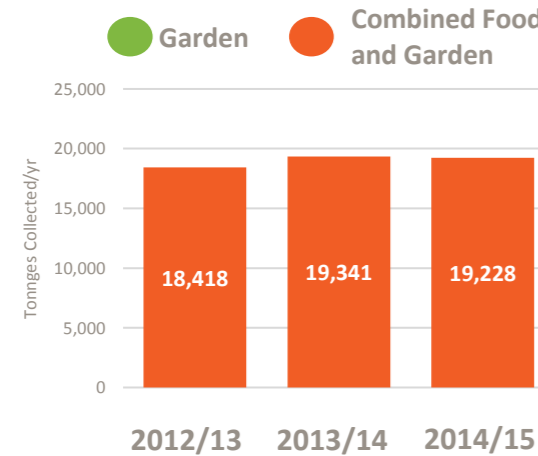
Household



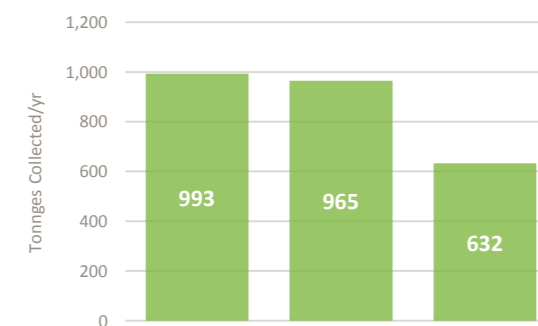
HWRC



Household



HWRC



DRY RECYCLING

Residual	Dry Recycling	Organics
240l	240l	240l
Fortnightly	Fortnightly	Weekly
72,100 Households	72,100 Households	72,100 Households
Weekly	Weekly	No Separate Food
15,630 Households	15,630 Households	

Kerbside

Flats Service

Bulky

Recyclable items: 1 - £36, 2 - £21, 3+ - £16 each. Non recyclable items: 1 - £52, 2 - £31, 3+ £16 each. Concessions: half price collections

Starting in April 2016 - £75 annually

ORGANICS

Total Households	86,524
Total Population	239,056
IMD Score	15
% B.A.M.E Population	57.8%
Rural Including Hub Town (%)	0.3%
Rural-Urban Classification	6

Housing Type

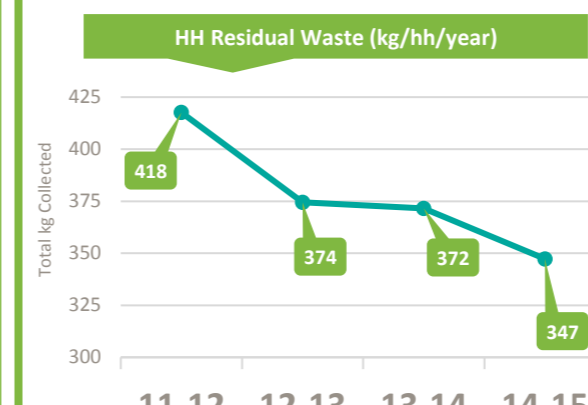
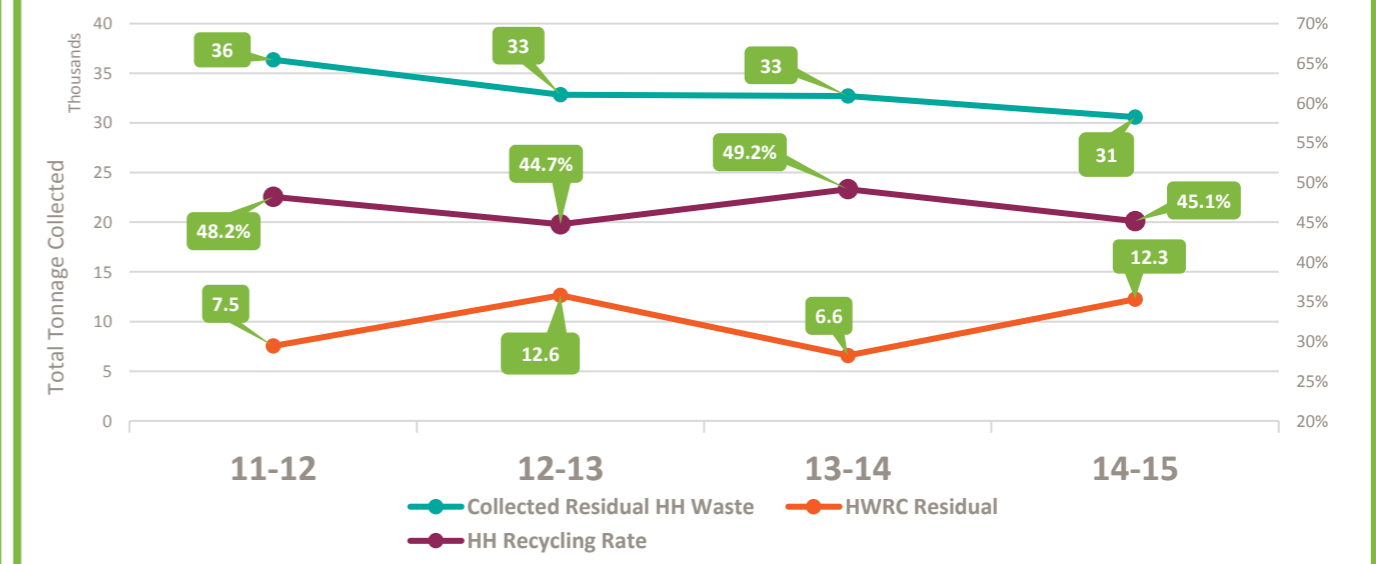
- Detached: 23%
- Semi-Detached: 39%
- Terraced: 18%
- Purpose-Built Flats: 6%
- Converted Flats: 2%
- Flat in Commercial Building: 12%

Political

- Conservative: Lab control
- Labour
- Lib Dem
- UKIP
- Green
- Other

Housing Ownership

- Owned: 65%
- Shared Ownership: 22%
- Social Rented: 11%
- Private Rented: 1%
- Living Rent Free: 1%



CONTRACTS

Service	In-house
Start	N/A
End	N/A
Extension	N/A
Contractor	N/A
Contract	Outsourced
Contract Start Data	Jul 2015
Contract End Data	Unknown
Option to Extend	Unknown
Appointed Contractor	Sita

Nearest Neighbour

Rank	Neighbour	Recyc Rate
1	Redbridge LB	28.7%
2	Hounslow LB	34.5%
3	Ealing LB	40.1%
4	Slough BC	29.5%

