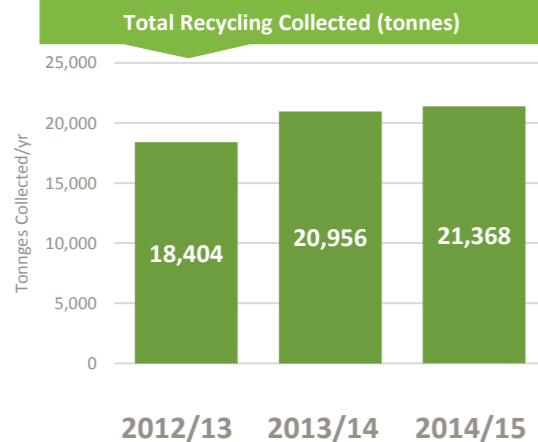
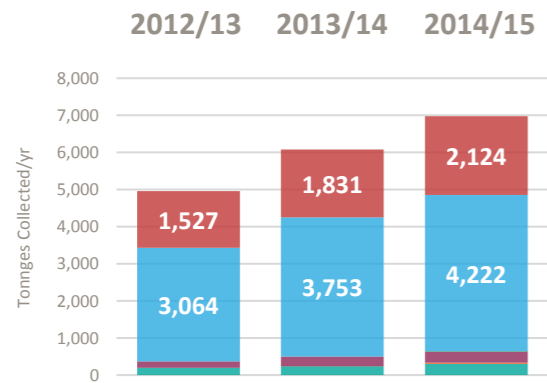


- Paper and Card
- Plastics
- Metals
- Glass
- Wood
- Other Target
- Co-mingled Materials

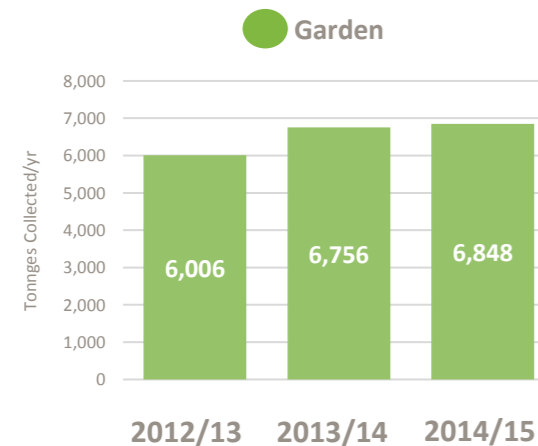
Household



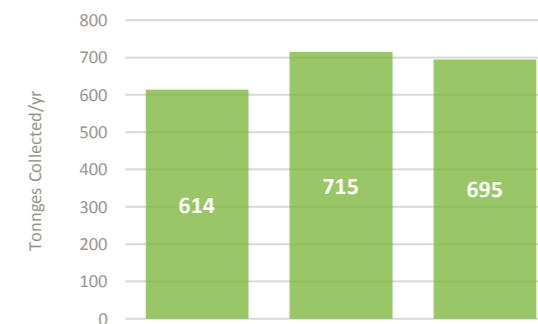
HWRC



Household

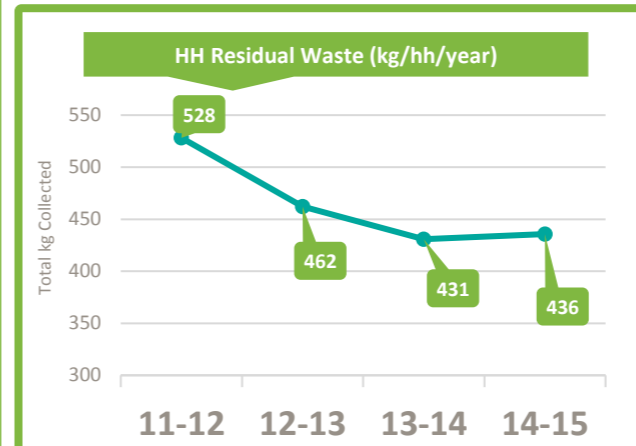
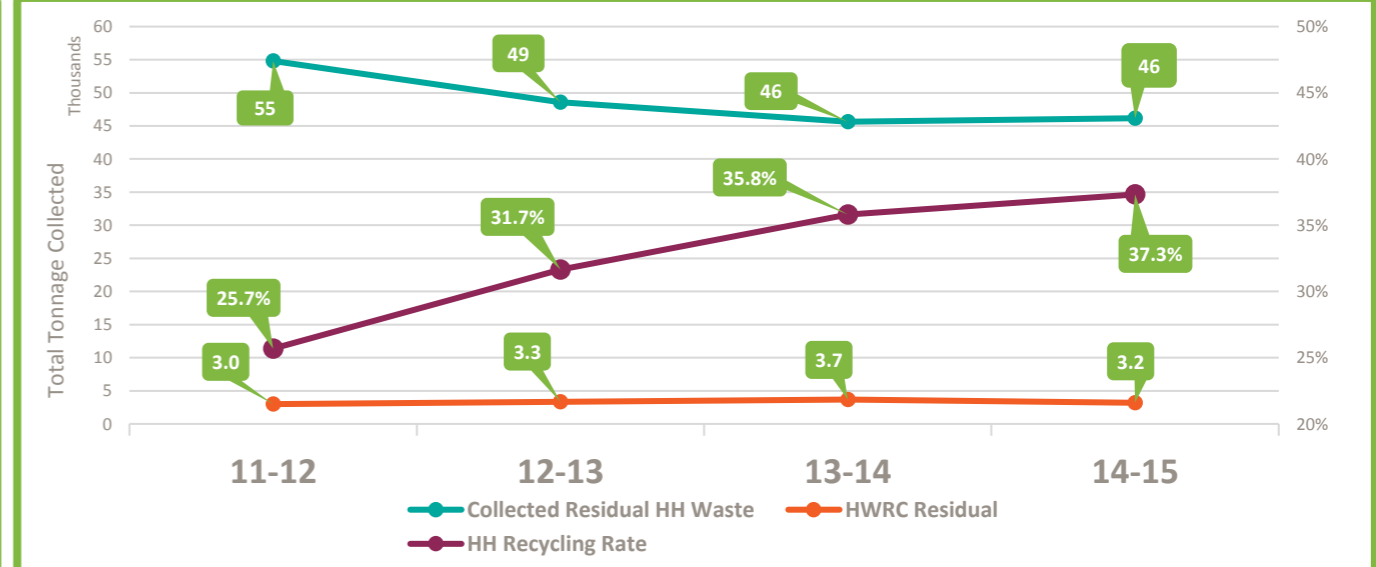


HWRC



DRY RECYCLING

Residual	Dry Recycling	Organics	
240l	240l		
	Fully co-mingled	Free	
Fortnightly	Weekly	Weekly	Weekly
83,667 Households	83,667 Households	72,000 Households	72,000 Households
>Weekly	>Weekly	Weekly	
26,000 Households	25,000 Households	25,000 Households	
Bulky Reusable or recyclable items inc. all WEEE are free. Other items £17.20 per collection for up to 6 items.			



Collection	Service	Outsourced
	Start	Apr 2011
	End	2025
	Extension	Unknown
	Contractor	Veolia
Disposal	Contract	Outsourced
	Contract Start Data	Dec 2014
	Contract End Data	Dec 2025
	Option to Extend	Unknown
	Appointed Contractor	London Waste Ltd

ORGANICS

Total Households	104,173
Total Population	254,926
IMD Score	36
% B.A.M.E Population	39.6%
Rural Including Hub Town (%)	0.0%
Rural-Urban Classification	6

Housing Type

- Detached: 25%
- Semi-Detached: 10%
- Terraced: 27%
- Purpose-Built Flats: 31%
- Converted Flats: 4%
- Flat in Commercial Building: 3%

Housing Ownership

- Owned: 39%
- Shared Ownership: 2%
- Social Rented: 27%
- Private Rented: 31%
- Living Rent Free: 1%

Political

Lab control

- Conservative
- Labour
- Lib Dem
- UKIP
- Green
- Other

Nearest Neighbour	Recyc Rate
1. Lewisham LB	17.1%
2. Lambeth LB	28.3%
3. Hackney LB	25.3%
4. Southwark LB	34.6%

