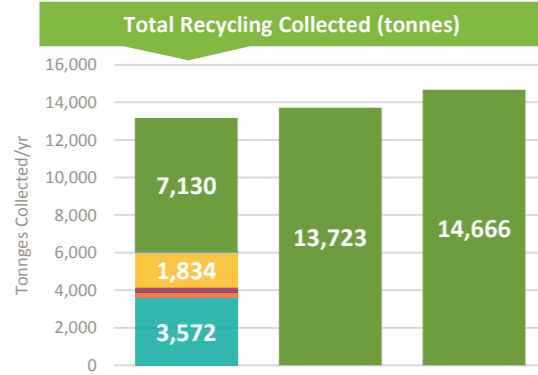
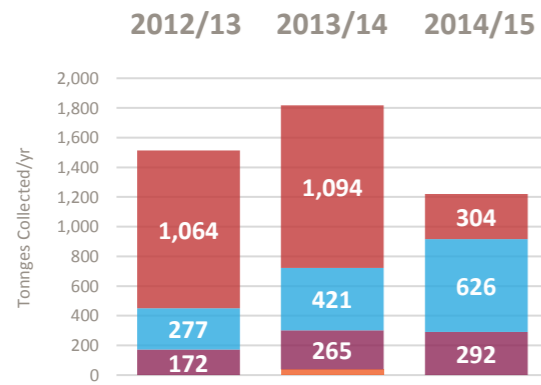


- Paper and Card
- Plastics
- Metals
- Glass
- Wood
- Other Target
- Co-mingled Materials

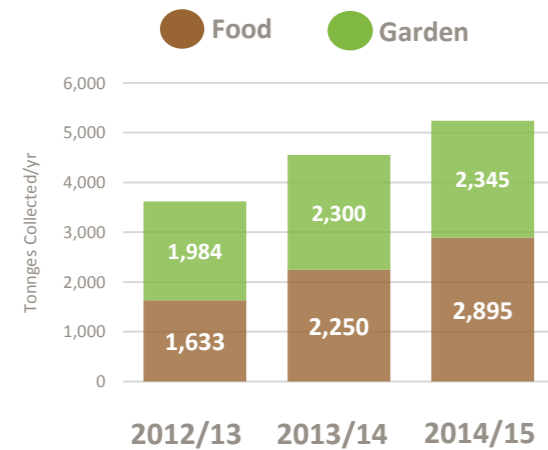
Household



HWRC



Household

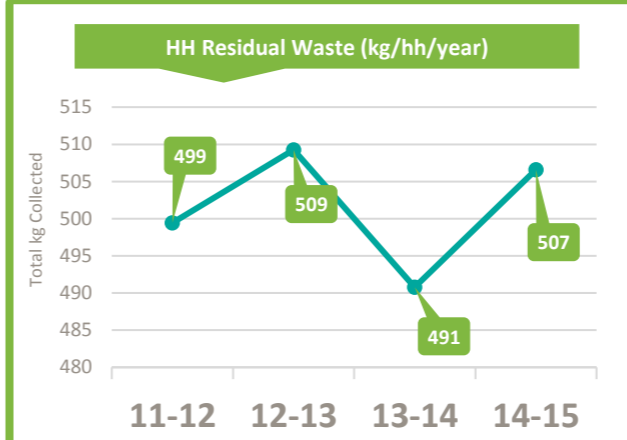
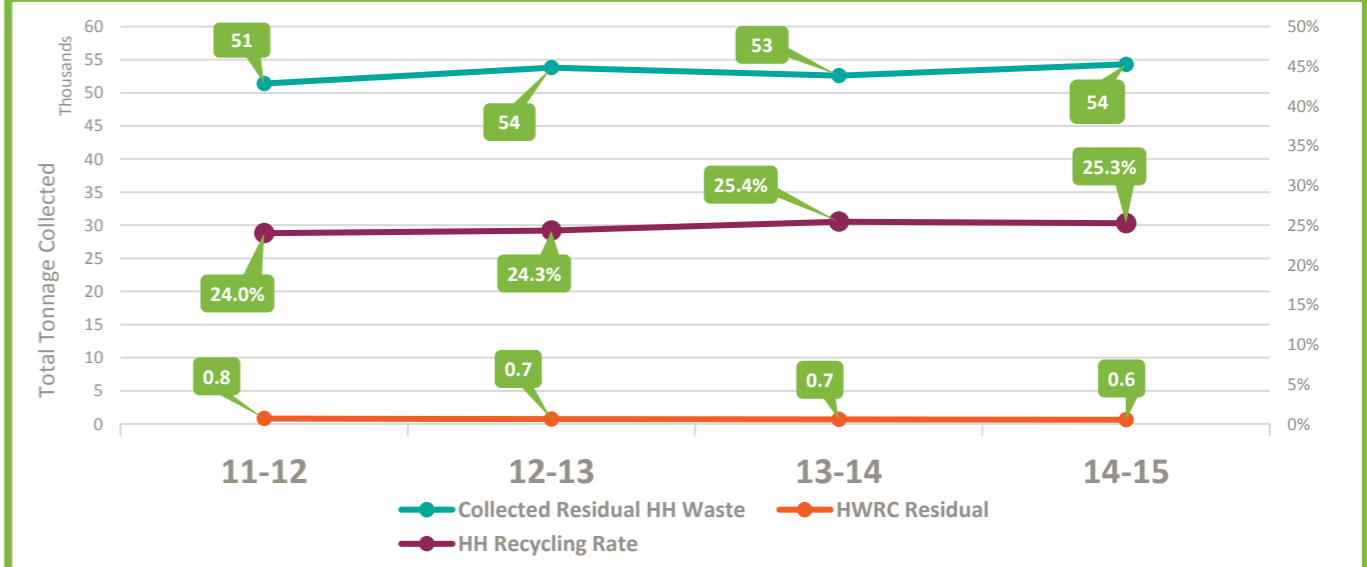


HWRC

No HWRC data reported

DRY RECYCLING

Residual	Dry Recycling	Organics	
			Kerbside
Weekly	Fully co-mingled	Weekly	Free
48,871 Households	48,871 Households	48,871 Households	20,000 Households
			Flats Service
Weekly	Weekly	Weekly	
52,318 Households	52,318 Households	45,000 Households	
Bulky			
Free - reuse and electrical collections. Other items free with 5 items per collection and max 4 per year.			

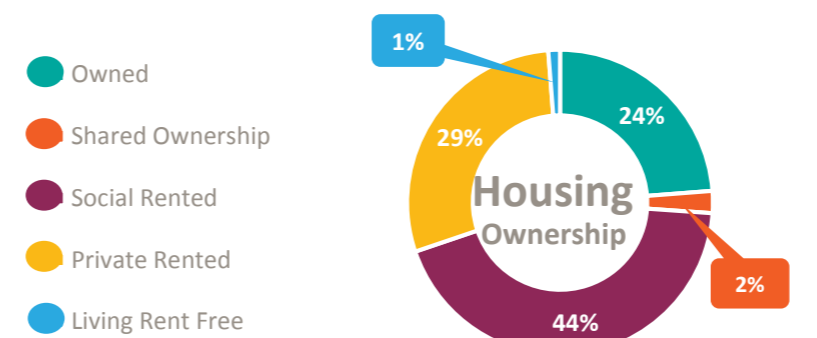
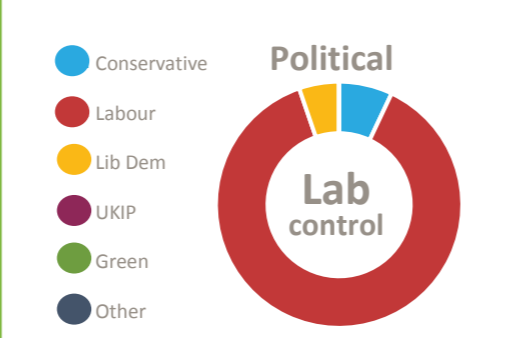
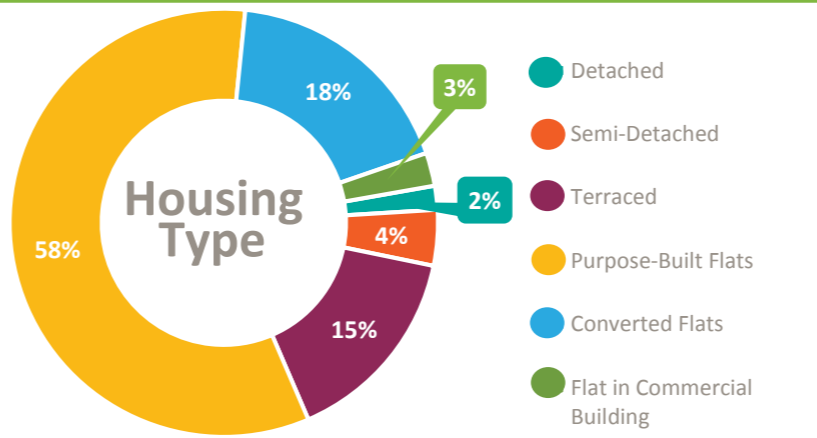


Collection	Service	In-house
Start	N/A	
End	N/A	
Extension	N/A	
Contractor	N/A	
Disposal	Contract	Outsourced
Contract Start Data	Dec 2014	
Contract End Data	Dec 2025	
Option to Extend	Unknown	
Appointed Contractor	London Waste Ltd	

CONTRACTS

ORGANICS

Total Households	102,408
Total Population	246,270
IMD Score	43
% B.A.M.E Population	45.5%
Rural Including Hub Town (%)	0.3%
Rural-Urban Classification	6



Nearest Neighbour	Recyc Rate
1 Southwark LB	34.6%
2 Lambeth LB	28.3%
3 Lewisham LB	17.1%
4 Haringey LB	37.3%

