

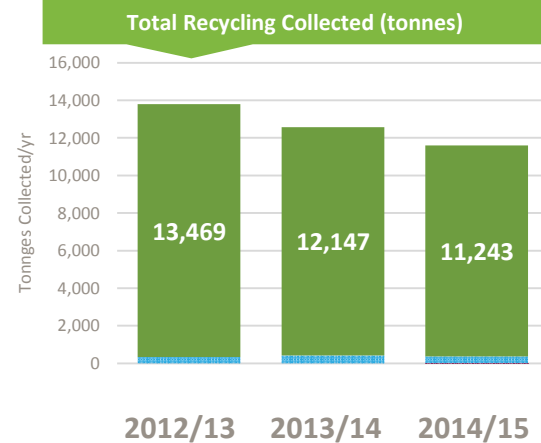
# Hammersmith and Fulham

## Waste and Recycling Fact Sheet

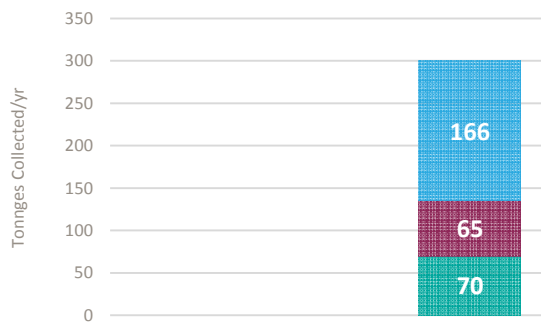


- Paper and Card
- Plastics
- Metals
- Glass
- Wood
- Other Target
- Co-mingled Materials

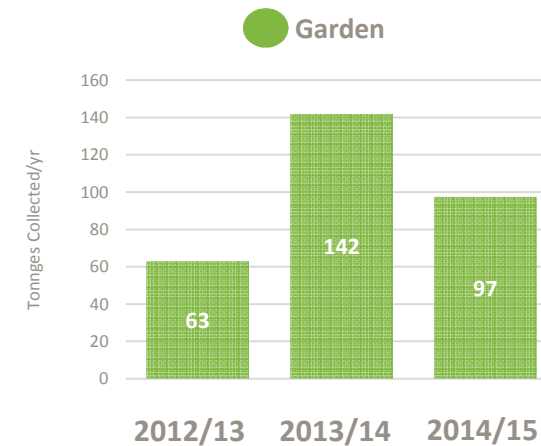
### Household



### HWRC



### Household



### HWRC



## DRY RECYCLING

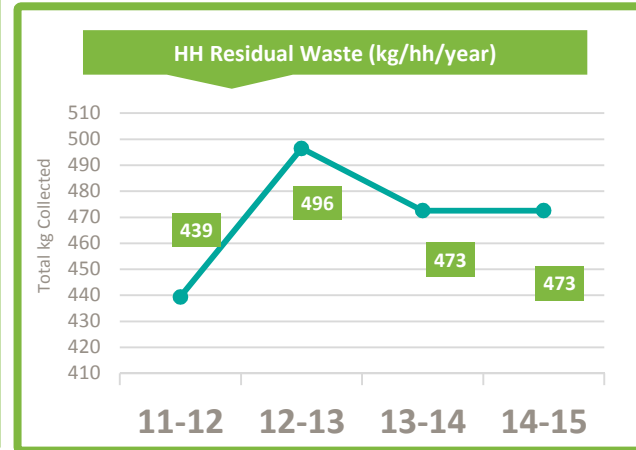
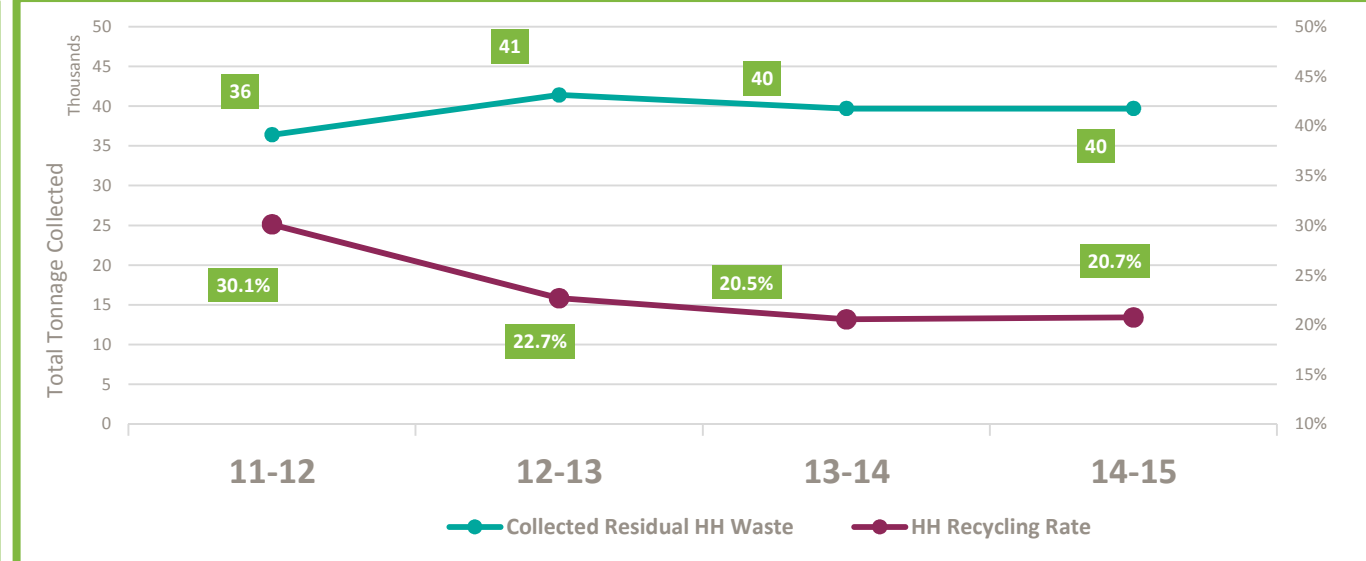
Residual	Dry Recycling	Organics	
		No Separate Food	No Garden Collected
Weekly	Fully co-mingled		
59,150 Households	59,150 Households		
		No Separate Food	
Weekly	Weekly		
24,475 Households	24,475 Households		

**Kerbside**

**Flats Service**

**Bulky**

1-10 items of household furniture or appliances or 1-10 bags - £24.85. Additional charge for additional collections. Items in good condition are collected free by Furnish and sent for reuse.



### CONTRACTS

Collection	Disposal
Service: Outsourced	Contract: Outsourced
Start: Jun 2008	Contract Start Data: Unknown
End: 2021	Contract End Data: 2032
Extension: Unknown	Option to Extend: Unknown
Contractor: Serco	Appointed Contractor: Cory Environmental

## ORGANICS

Total Households	82,390
Total Population	182,493
IMD Score	27
% B.A.M.E Population	32.0%
Rural Including Hub Town (%)	0.0%
Rural-Urban Classification	6

### Housing Type

- 43% Purpose-Built Flats
- 28% Converted Flats
- 21% Terraced
- 5% Semi-Detached
- 2% Detached
- 1% Flat in Commercial Building

### Political

Lab control

- Conservative
- Labour
- Lib Dem
- UKIP
- Green
- Other

### Housing Ownership

- 34% Owned
- 32% Social Rented
- 31% Private Rented
- 2% Living Rent Free
- 1% Shared Ownership

### Nearest Neighbour

Rank	Neighbour	Recyc Rate
1	Wandsworth LB	20.7%
2	Islington LB	32.8%
3	Camden LB	26.3%
4	Westminster City Council	19.1%

