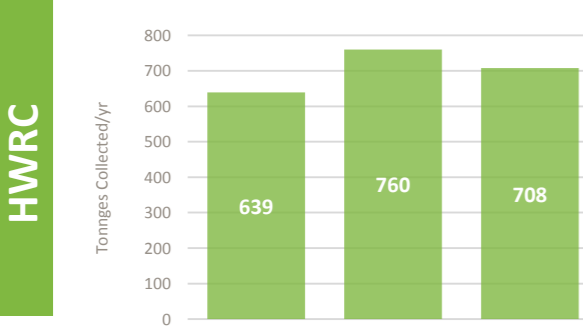
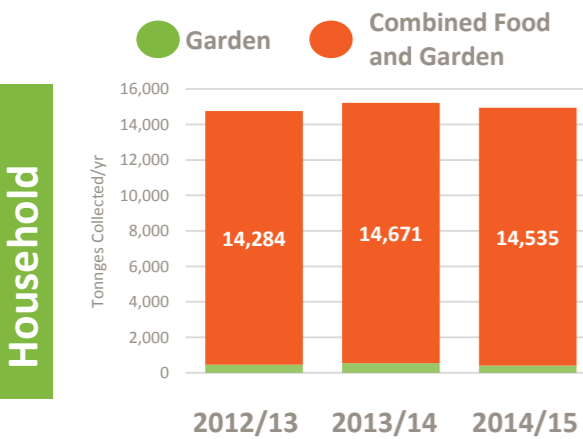
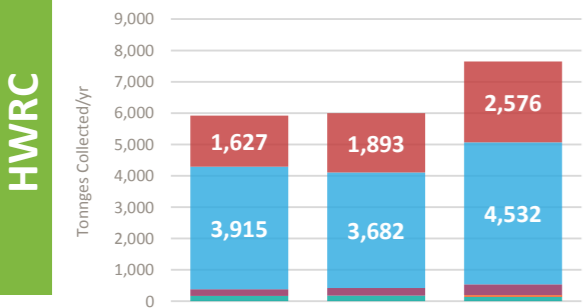


Royal Borough of Greenwich

Waste and Recycling Fact Sheet



- Paper and Card
- Glass
- Other Target
- Plastics
- Wood
- Co-mingled Materials
- Metals



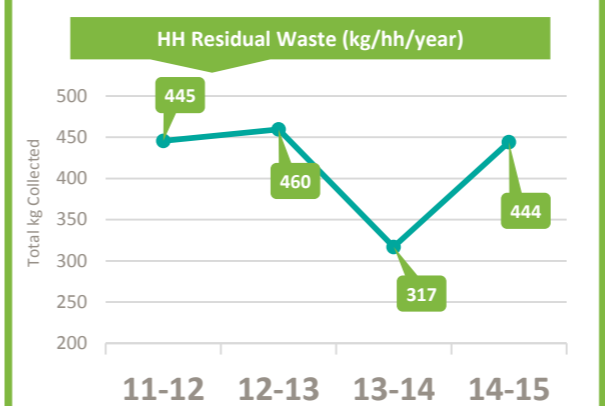
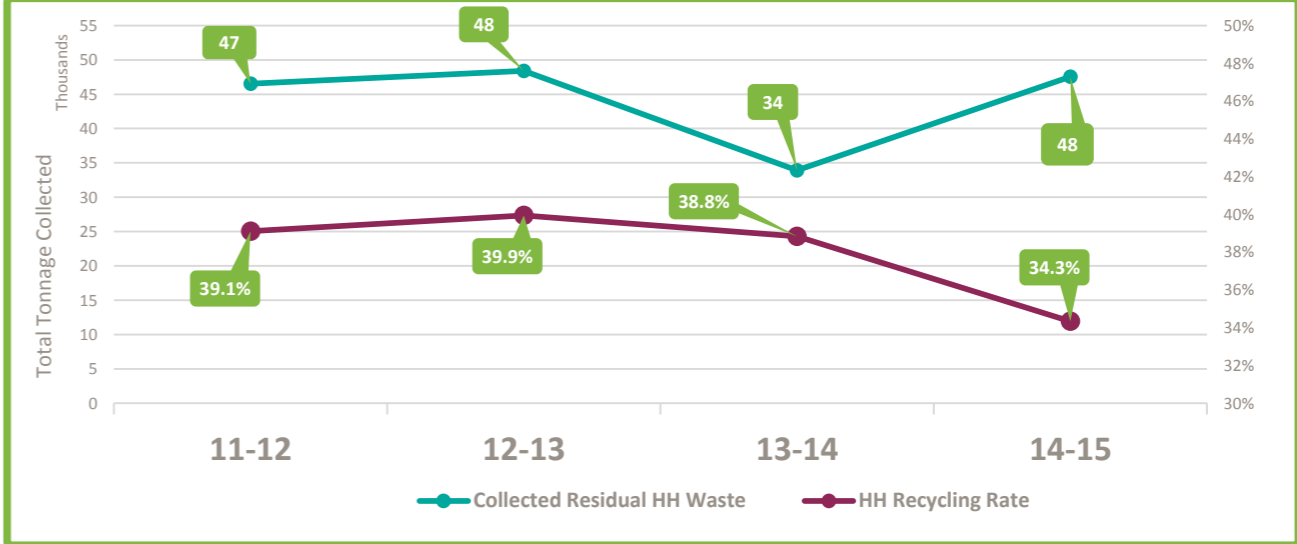
DRY RECYCLING

| Residual | Dry Recycling | Organics |
|---------------------------------|-------------------------|-------------------|
| | | |
| 240l | 240l | 240l |
| No Separate Food | Fully co-mingled | Free |
| Weekly | Weekly | Weekly |
| 72,020 Households | 72,020 Households | 72,020 Households |
| | | |
| >Weekly | Weekly | Weekly |
| 35,000 Households | 35,000 Households | 7,800 Households |
| Standard charge of £10 per item | | |

Kerbside (Residual, Dry Recycling, Organics)

Flats Service (Residual, Dry Recycling, Organics)

Bulky (Residual, Dry Recycling, Organics)

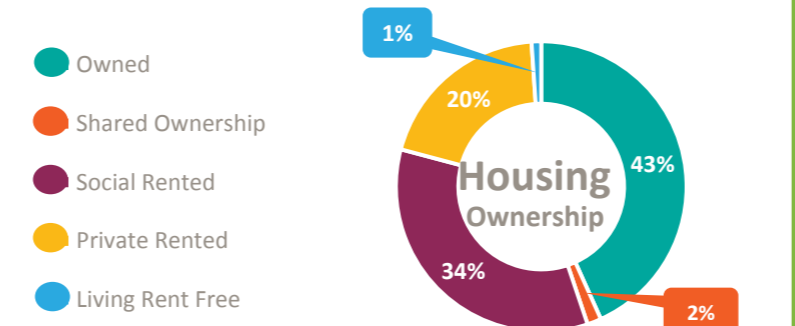
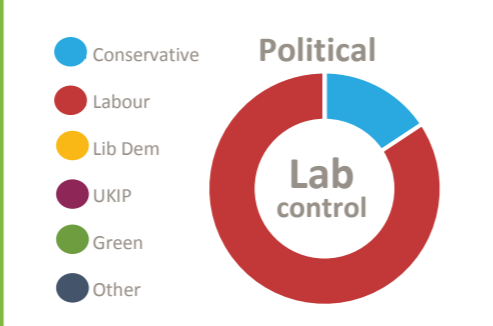
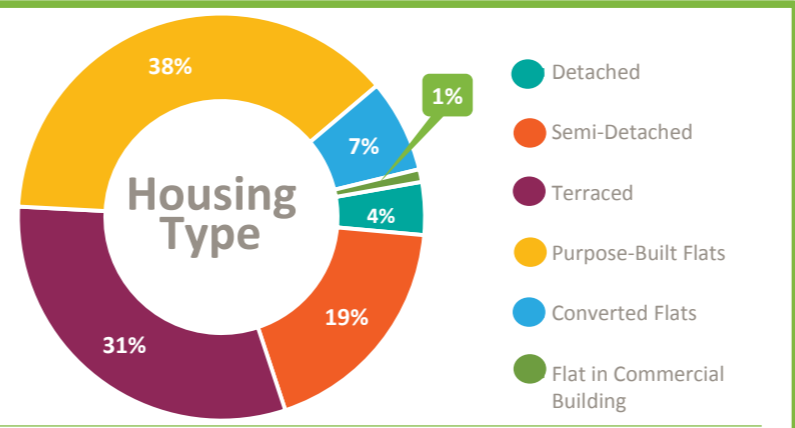


CONTRACTS

| Service | In-house |
|----------------------|---------------|
| Start | N/A |
| End | N/A |
| Extension | N/A |
| Contractor | N/A |
| Contract | Outsourced |
| Contract Start Data | Unknown |
| Contract End Data | 2027/2024 |
| Option to Extend | Unknown |
| Appointed Contractor | Veolia/SELCHP |

ORGANICS

| | |
|------------------------------|---------|
| Total Households | 103,186 |
| Total Population | 254,557 |
| IMD Score | 32 |
| % B.A.M.E Population | 37.7% |
| Rural Including Hub Town (%) | 0.0% |
| Rural-Urban Classification | 6 |



Nearest Neighbour

| Rank | Neighbourhood | Recyc Rate |
|------|-------------------------|------------|
| 1 | Enfield LB | 38.5% |
| 2 | Croydon LB | 39.9% |
| 3 | Waltham Forest LB | 35.5% |
| 4 | Barking and Dagenham LB | 23.4% |

