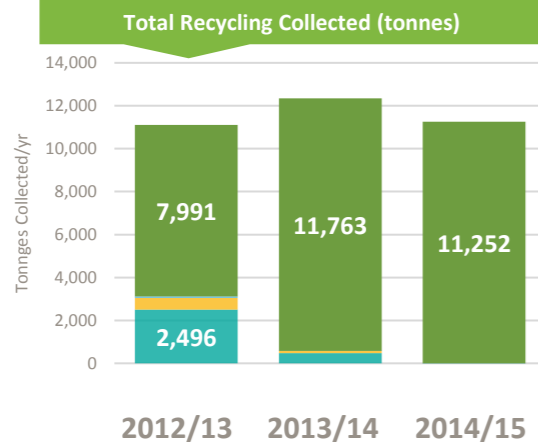
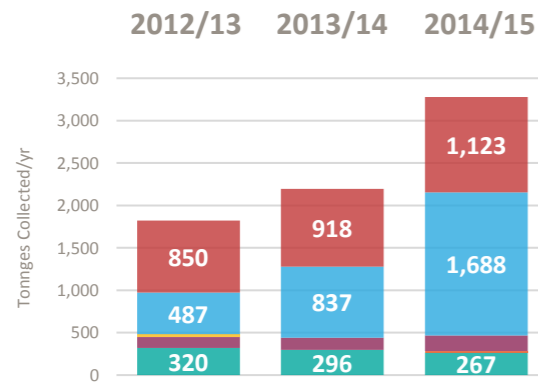


- Paper and Card
- Plastics
- Metals
- Glass
- Wood
- Other Target
- Co-mingled Materials

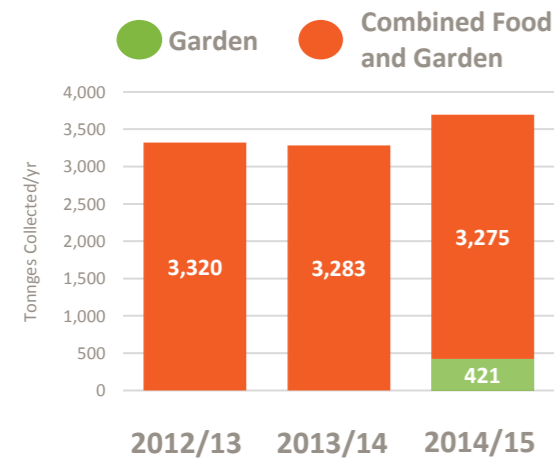
### Household



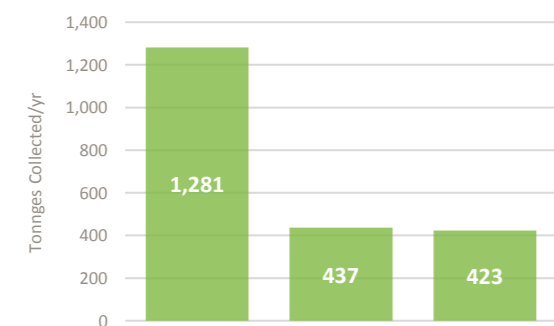
### HWRC



### Household



### HWRC



## DRY RECYCLING

| Residual  | Dry Recycling     | Organics          |      |
|---|-------------------|-------------------|------|
|   |                   |                   |      |
| Weekly  | Weekly            | Weekly            | Free |
| 48,459 Households   | 48,459 Households | 48,459 Households |      |
|   |                   |                   |      |
| Twice-weekly  | Weekly            | Weekly            |      |
| 51,423 Households   | 51,423 Households | 51,423 Households |      |
| Free collection for reusable furniture. Non reusable and white goods - 1-5 items (up to 20 black bags) £25, 6-10 items (up to 40 black bags) £50, 11-15 (up to 60 black bags) £75 |                   |                   |      |
|   |                   |                   |      |

## ORGANICS

|                              |         |
|------------------------------|---------|
| Total Households             | 99,828  |
| Total Population             | 220,338 |
| IMD Score                    | 25      |
| % B.A.M.E Population         | 33.8%   |
| Rural Including Hub Town (%) | 0.0%    |
| Rural-Urban Classification   | 6       |

### Housing Type

- 52% Purpose-Built Flats
- 30% Converted Flats
- 9% Terraced
- 4% Semi-Detached
- 3% Detached
- 2% Flat in Commercial Building

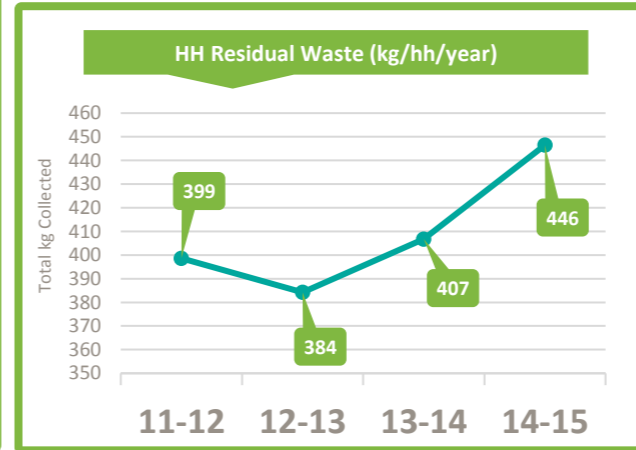
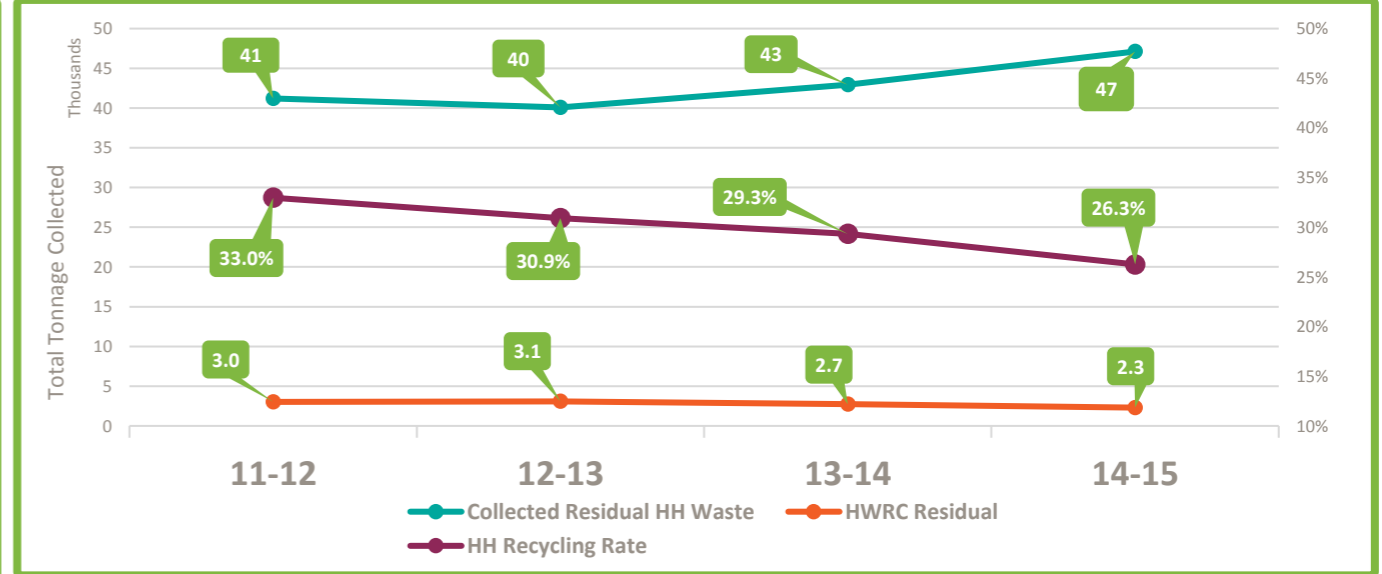
### Housing Ownership

- 33% Social Rented
- 32% Owned
- 32% Private Rented
- 1% Living Rent Free
- 2% Shared Ownership

### Political

Lab control

- Conservative
- Labour
- Lib Dem
- UKIP
- Green
- Other



### CONTRACTS

|                      |                  |
|----------------------|------------------|
| Service              | Outsourced       |
| Start                | Jan 2003         |
| End                  | 2017             |
| Extension            | Unknown          |
| Contractor           | Veolia           |
| Contract             | Outsourced       |
| Contract Start Data  | Dec 2014         |
| Contract End Data    | Dec 2025         |
| Option to Extend     | Unknown          |
| Appointed Contractor | London Waste Ltd |

### Nearest Neighbour

| Rank | Neighbour                               | Recyc Rate |
|------|---|------------|
| 1    | Westminster City Council                | 19.1%      |
| 2    | Hammersmith and Fulham LB               | 20.7%      |
| 3    | Islington LB                            | 32.8%      |
| 4    | Royal Borough of Kensington and Chelsea | 25.3%      |

