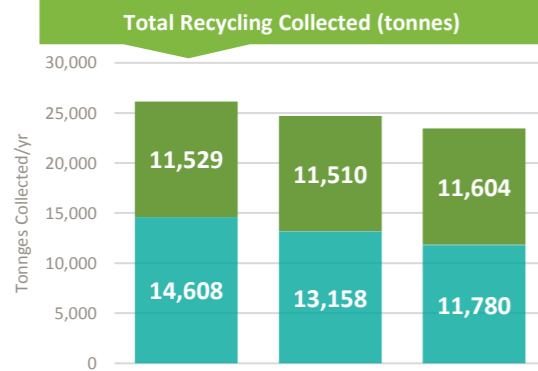
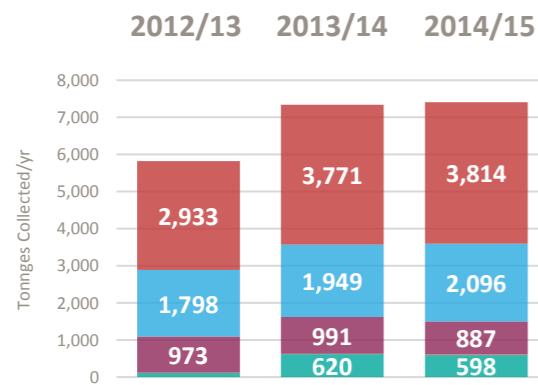


- Paper and Card
- Plastics
- Metals
- Glass
- Wood
- Other Target
- Co-mingled Materials

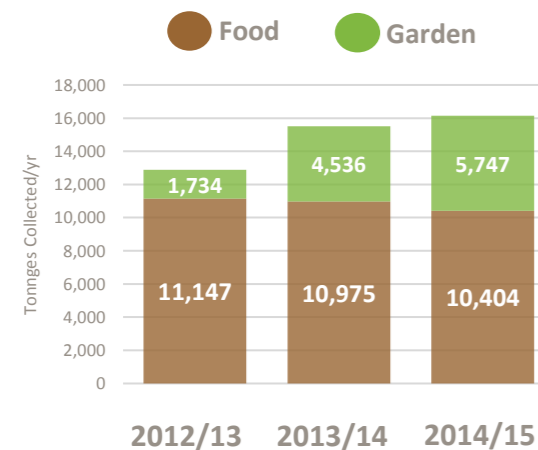
Household



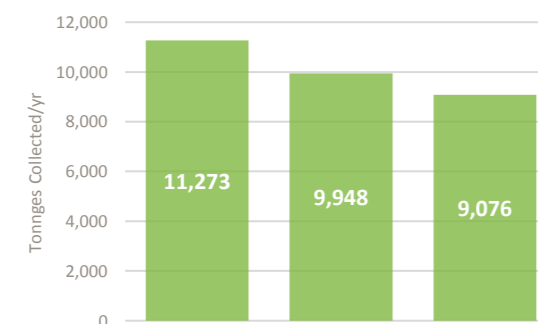
HWRC



Household



HWRC



DRY RECYCLING

Residual	Dry Recycling	Organics	
Fortnightly	Fortnightly	Weekly	Fortnightly
117,156 Households	117,156 Households	117,156 Households	12,500 Households
Weekly	Fortnightly	Weekly	
19,000 Households	19,000 Households	19,000 Households	

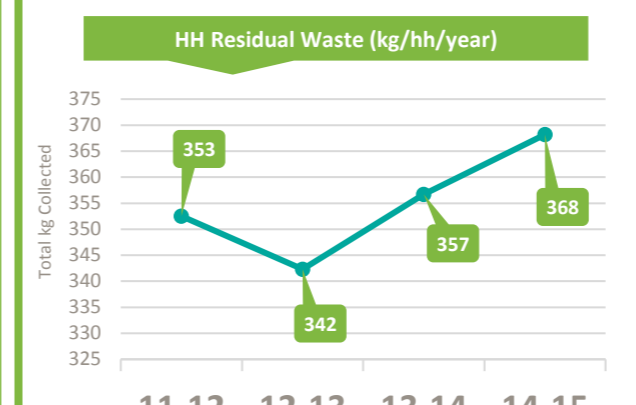
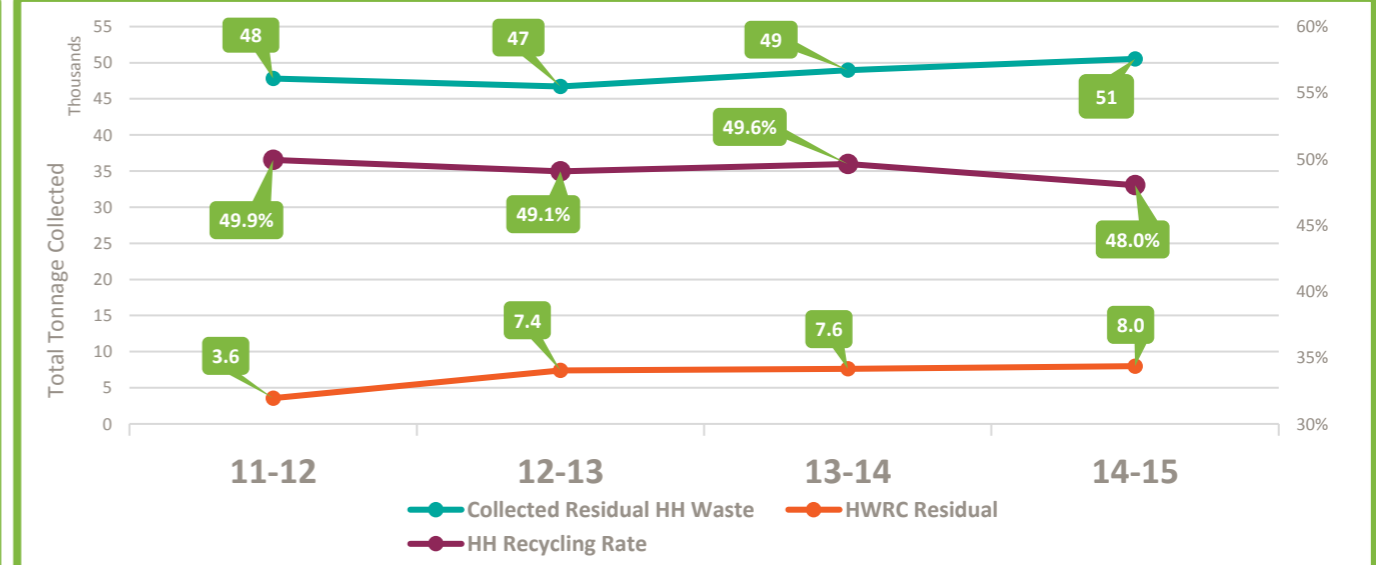
£60 annually

Kerbside

Flats Service

Bulky

Minimum charge of £27. Actual cost depends on the number and type of items. Concessions available.



Collection

Service	Outsourced
Start	Jan 2007
End	2019
Extension	Unknown
Contractor	Veolia

Disposal

Contract	Outsourced
Contract Start Data	Unknown
Contract End Data	2019
Option to Extend	Unknown
Appointed Contractor	Veolia

CONTRACTS

ORGANICS

Total Households	135,036
Total Population	309,392
IMD Score	15
% B.A.M.E Population	15.9%
Rural Including Hub Town (%)	1.1%
Rural-Urban Classification	6

Housing Type

- Detached: 22%
- Semi-Detached: 30%
- Terraced: 22%
- Purpose-Built Flats: 6%
- Converted Flats: 18%
- Flat in Commercial Building: 2%

Political

- Conservative
- Labour
- Lib Dem
- UKIP
- Green
- Other

Con control

- Owned: 71%
- Shared Ownership: 1%
- Social Rented: 14%
- Private Rented: 13%
- Living Rent Free: 1%

Nearest Neighbour

Rank	Neighbour	Recyc Rate
1	Sutton LB	37.6%
2	Bexley LB	54.0%
3	Epping Forest DC	58.5%
4	Havering LB	32.4%

