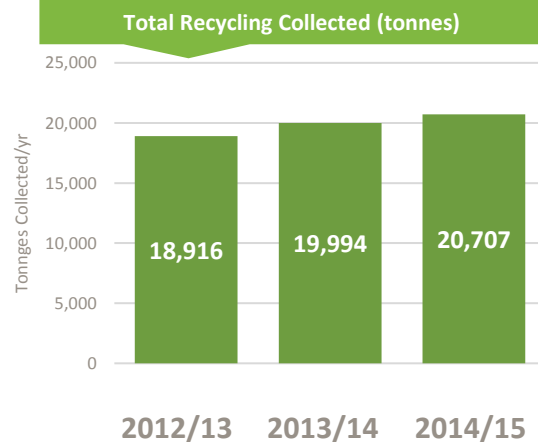
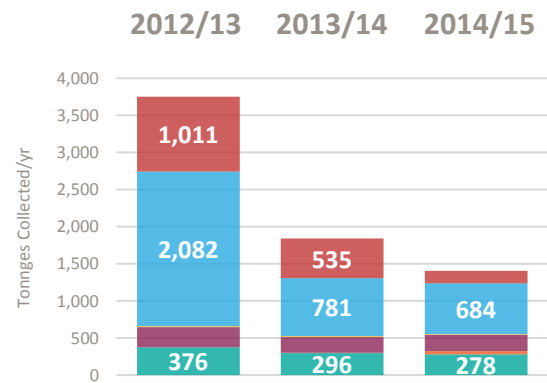


- Paper and Card
- Plastics
- Metals
- Glass
- Wood
- Other Target
- Co-mingled Materials

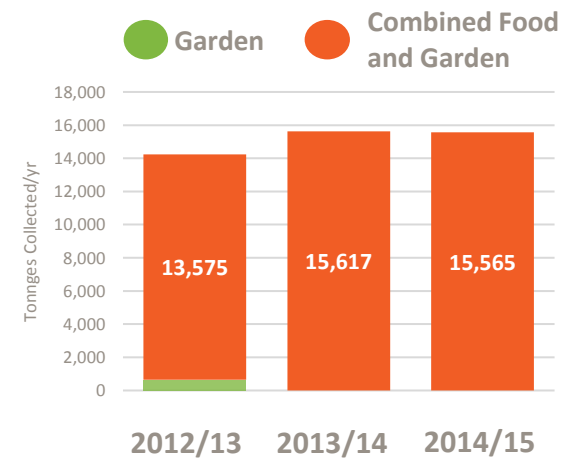
Household



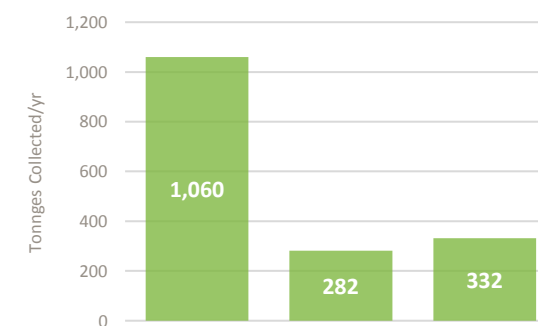
HWRC



Household



HWRC



DRY RECYCLING

Residual	Dry Recycling	Organics	
240l	Fully co-mingled Purple sack (on request) textiles/ batteries/ engine oil	240l	£40 annually
Fortnightly	Weekly	Weekly	Fortnightly
79,000 Households	79,000 Households	79,000 Households	19,000 Households
240l		240l	
Weekly	Weekly	>Weekly	
23,000 Households	23,000 Households	23,000 Households	

Since October 2010 collections are free to residents. Collections of up to 5 items can be provided 3 times a year. Limited to 1 fridge/freezer collection per year.

ORGANICS

Total Households	112,083
Total Population	311,215
IMD Score	31
% B.A.M.E Population	63.8%
Rural Including Hub Town (%)	0.0%
Rural-Urban Classification	6

Housing Type

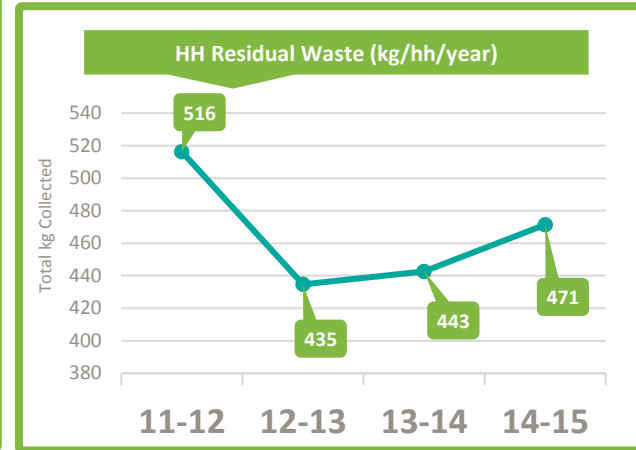
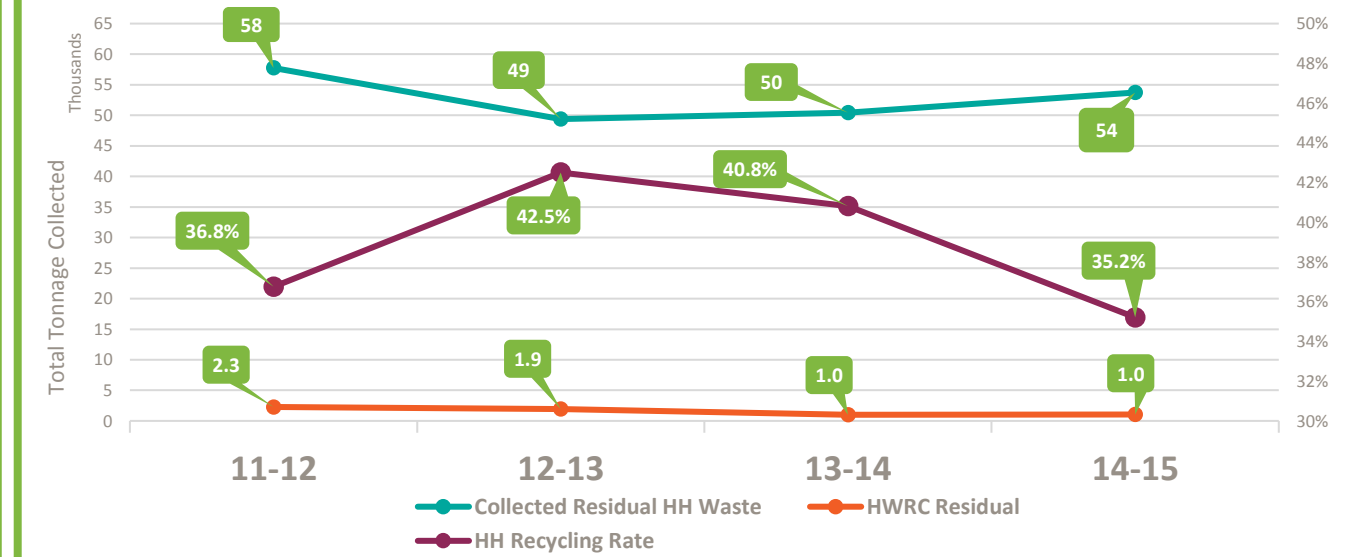
- Detached: 18%
- Semi-Detached: 24%
- Terraced: 17%
- Purpose-Built Flats: 33%
- Converted Flats: 6%
- Flat in Commercial Building: 2%

Political

- Conservative: 1%
- Labour: Lab control
- Lib Dem
- UKIP
- Green
- Other

Housing Ownership

- Owned: 43%
- Shared Ownership: 2%
- Social Rented: 24%
- Private Rented: 30%
- Living Rent Free: 1%



CONTRACTS

Service	Outsourced
Start	Apr 2007
End	2020
Extension	Unknown
Contractor	Veolia
Contract	Outsourced
Contract Start Data	Jul 2015
Contract End Data	Unknown
Option to Extend	Unknown
Appointed Contractor	Sita

Nearest Neighbour

Rank	Neighbourhood	Recyc Rate
1	Newham LB	17.2%
2	Waltham Forest LB	35.5%
3	Haringey LB	37.3%
4	Ealing LB	40.1%

