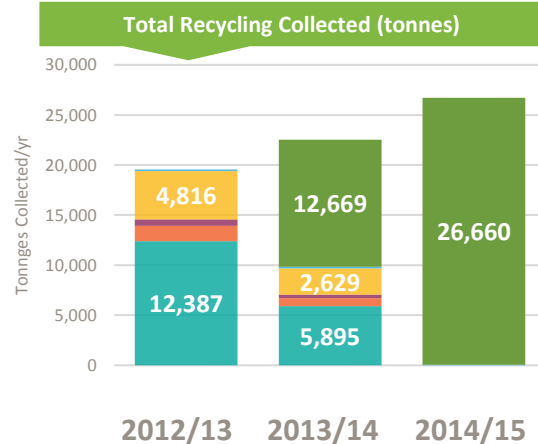
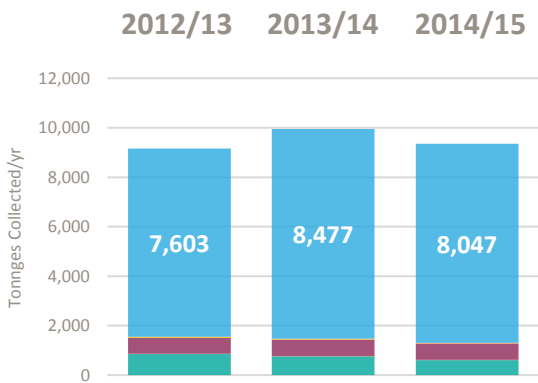


- Paper and Card
- Plastics
- Metals
- Glass
- Wood
- Other Target
- Co-mingled Materials

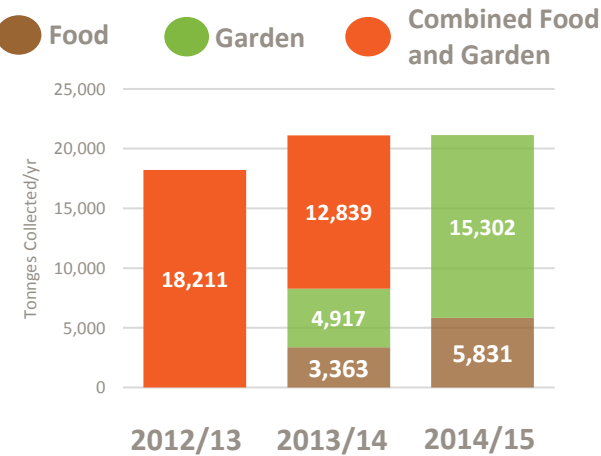
### Household



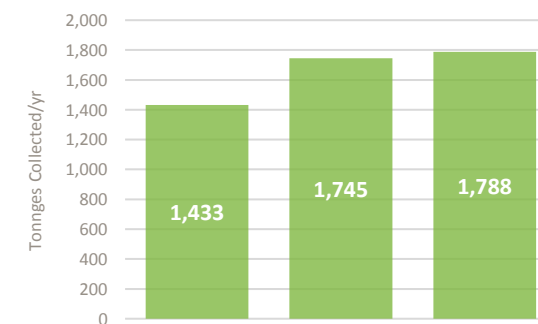
### HWRC



### Household



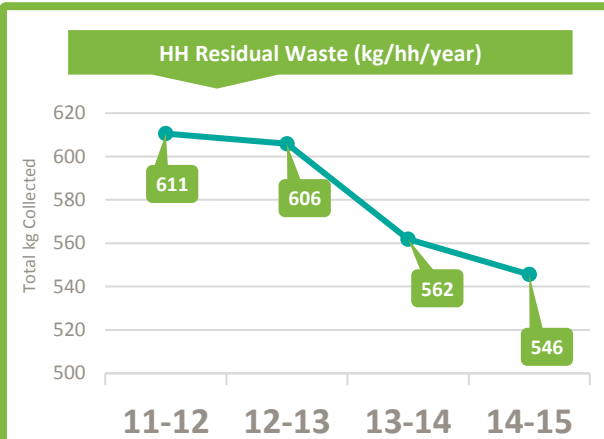
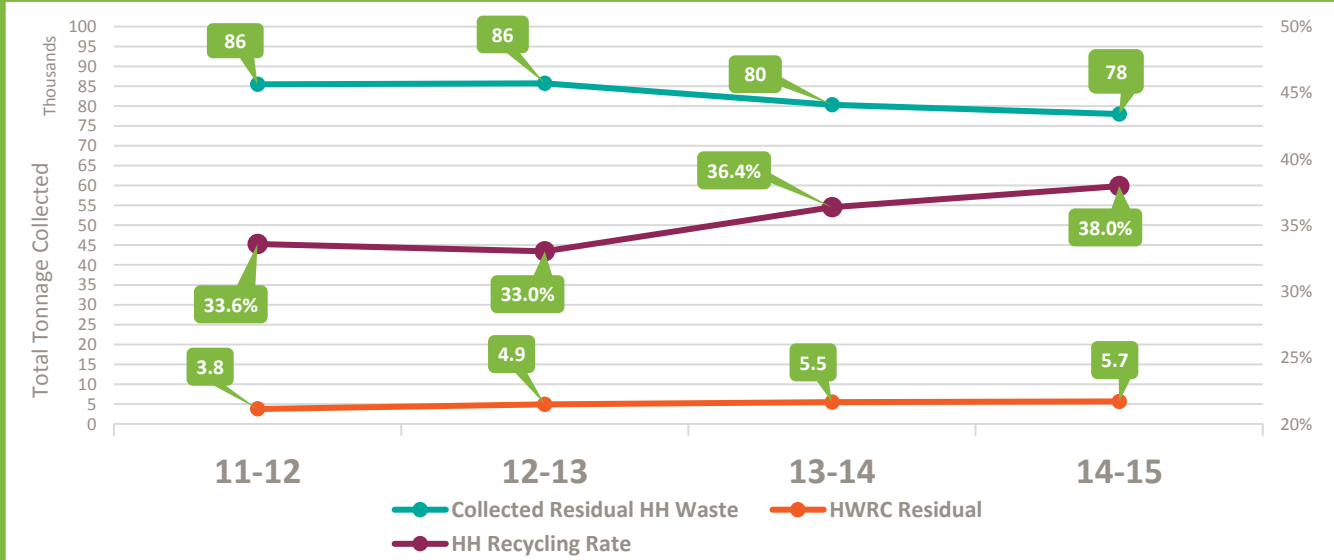
### HWRC



## DRY RECYCLING

Residual	Dry Recycling	Organics	
			<b>Kerbside</b>
2401	Fully co-mingled (sack service if unsuitable)	Free (opt in)	
Weekly	Weekly	Weekly	<b>Flats Service</b>
102,000 Households	102,000 Households	102,000 Households	
		No Separate Food	<b>Bulky</b>
Weekly	Weekly		
44,000 Households	32,282 Households		

White goods £44.85 per item, other items £56.60 for 1st item and tiered thereafter



Collection	Service	In-house
	Start	N/A
	End	N/A
	Extension	N/A
	Contractor	N/A
Disposal	Contract	Outsourced
	Contract Start Data	Dec 2014
	Contract End Data	Dec 2025
	Option to Extend	Unknown
	Appointed Contractor	London Waste Ltd

## CONTRACTS

## ORGANICS

Total Households	139,346
Total Population	356,386
IMD Score	17
% B.A.M.E Population	35.9%
Rural Including Hub Town (%)	0.0%
Rural-Urban Classification	6

Nearest Neighbour	Recyc Rate
1 Merton LB	37.5%
2 Royal Borough of Kingston upon Thames	45.7%
3 Hounslow LB	34.5%
4 Enfield LB	38.5%

