

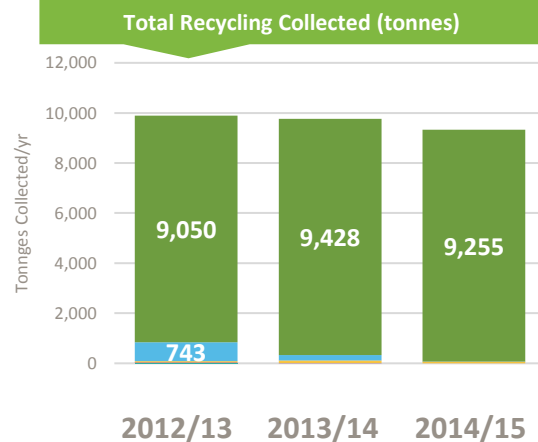
Barking and Dagenham

Waste and Recycling Fact Sheet

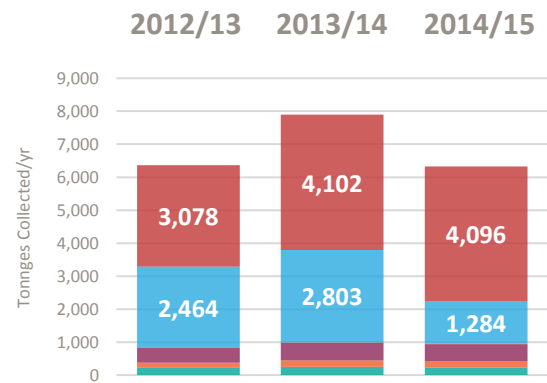


- Paper and Card
- Plastics
- Metals
- Glass
- Wood
- Other Target
- Co-mingled Materials

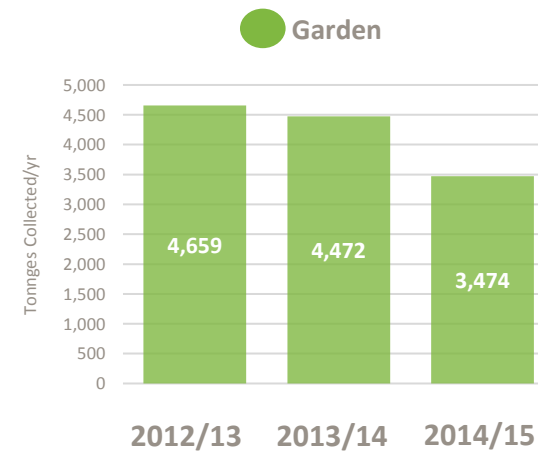
Household



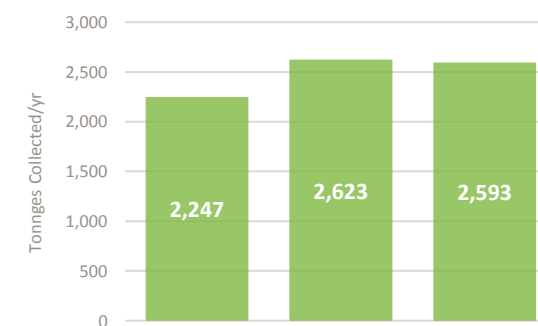
HWRC



Household



HWRC



DRY RECYCLING

Residual	Dry Recycling	Organics
140l 240l 140l 140l	240l Co-mingled (No glass) Weekly 58,380 Households	No Separate Food Free Fortnightly 58,380 Households
140l 240l Weekly 14,000 Households	240l Fortnightly 14,000 Households	No Separate Food Fortnightly 14,000 Households

Kerbside

Flats Service

Bulky

1 - 4 items £10.00, 5 - 8 items £20.00, 9 - 12 items £30.00, 13 - 16 items £40.00, 17 - 20 items £50.00, 21 - 24 items £60.00, 25 - 28 items £70.00

ORGANICS

Total Households	71,079
Total Population	185,911
IMD Score	34
% B.A.M.E Population	41.8%
Rural Including Hub Town (%)	0.0%
Rural-Urban Classification	6

Political

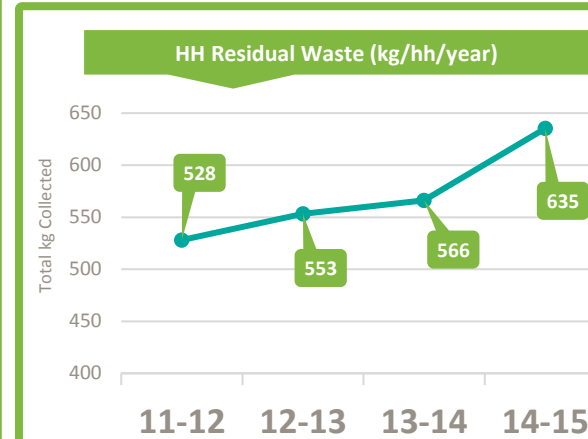
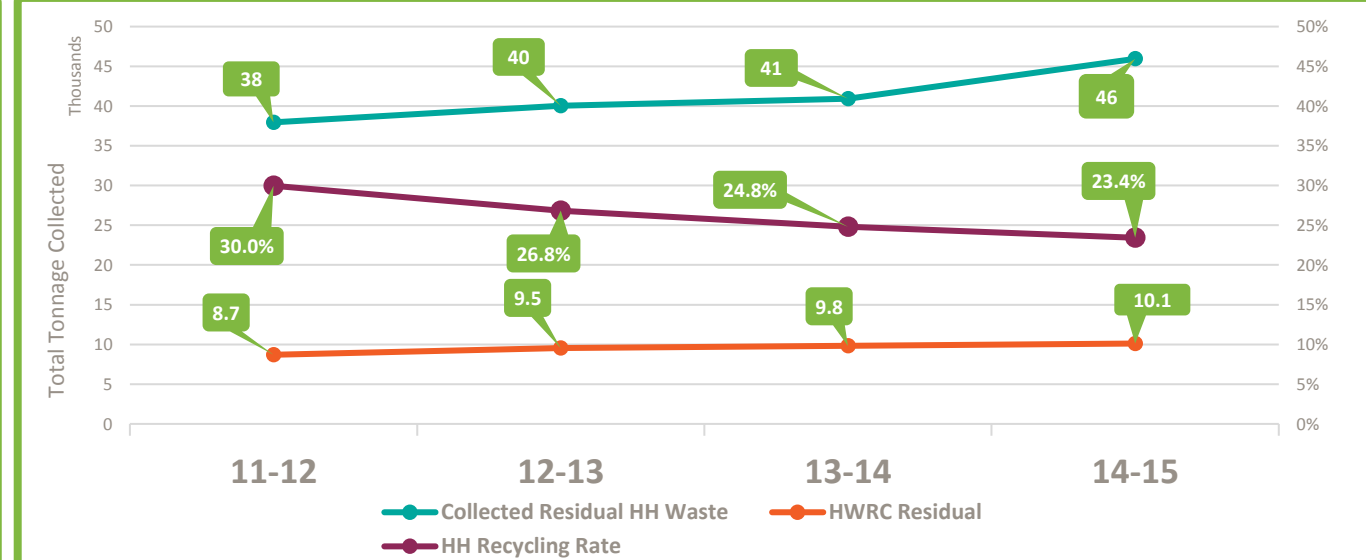
Conservative
Labour
Lib Dem
UKIP
Green
Other

Housing Type

Detached
Semi-Detached
Terraced
Purpose-Built Flats
Converted Flats
Flat in Commercial Building

Housing Ownership

Owned
Shared Ownership
Social Rented
Private Rented
Living Rent Free



Collection	Service	In-house
	Start	N/A
	End	N/A
	Extension	N/A
	Contractor	N/A
Disposal	Contract	Outsourced
	Contract Start Data	Unknown
	Contract End Data	2027
	Option to Extend	Can be extended by 5 years
	Appointed Contractor	Shanks Waste Services Limited

Nearest Neighbour	Recyc Rate
1 Greenwich LB	34.3%
2 Enfield LB	38.5%
3 Birmingham CC	25.5%
4 Sandwell MBC	42.6%

