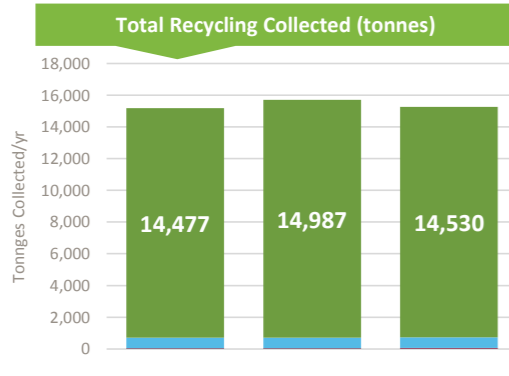
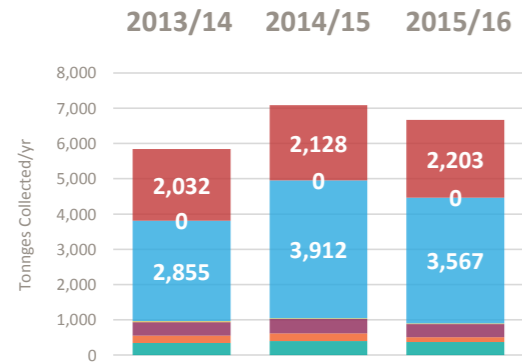


- Paper and Card
- Plastics
- Metals
- Glass
- Wood
- Other Target
- Co-mingled Materials

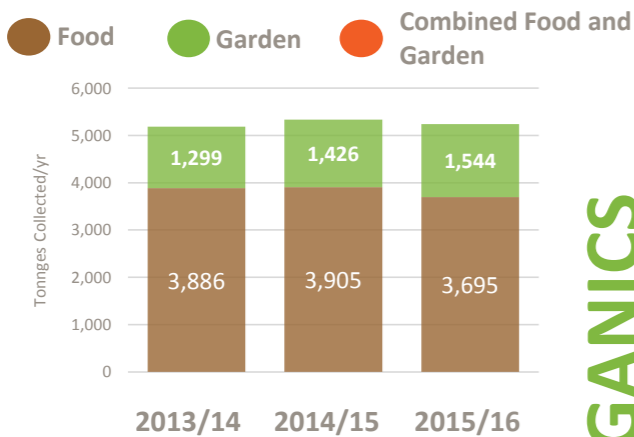
Household



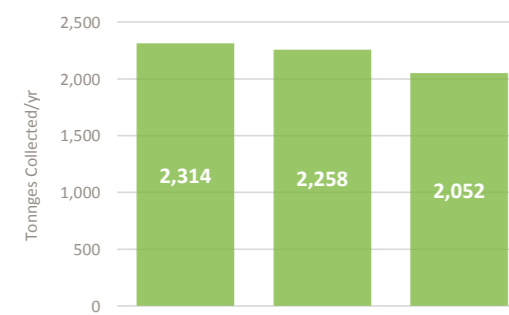
HWRC



Household



HWRC



DRY RECYCLING

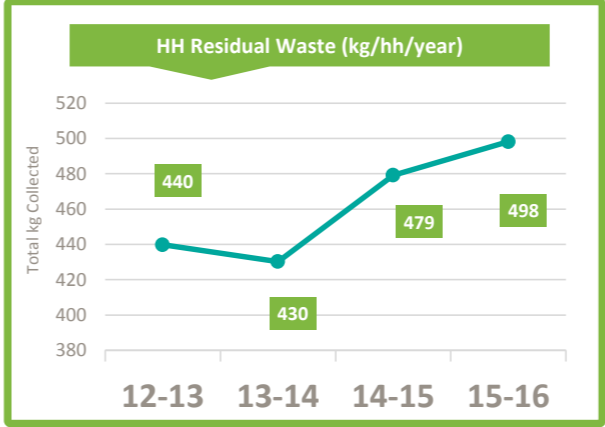
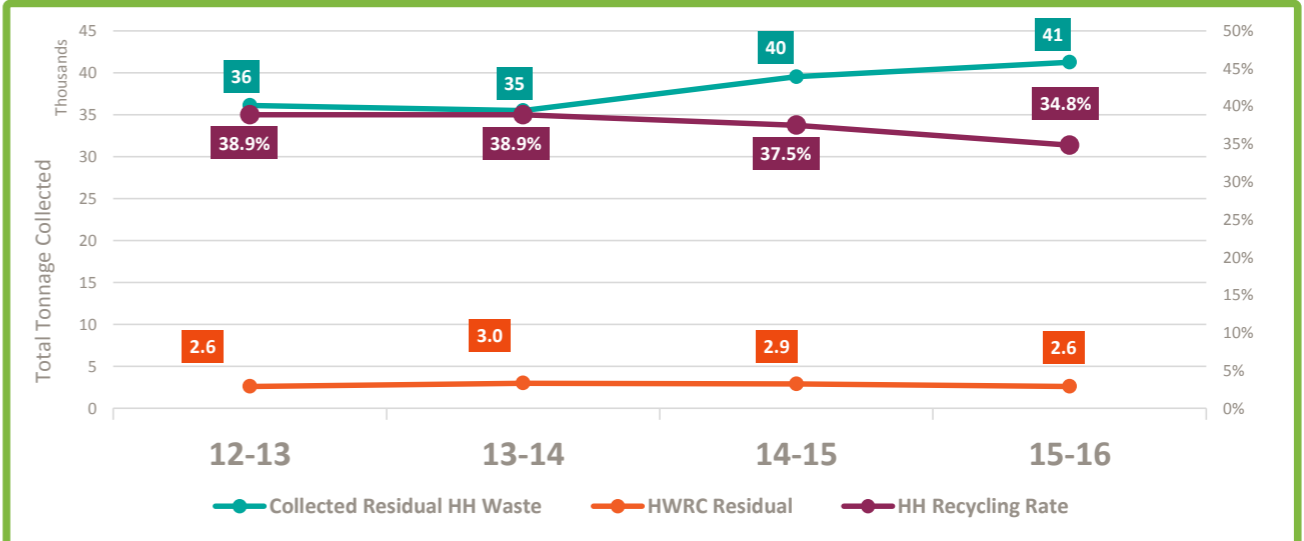
Residual	Dry Recycling	Organics	
Weekly	Weekly	Weekly	£65 pa
67,000 Households	67,000 Households	55,000 Households	80,072 Households
Weekly	Weekly	Weekly	
15,000 Households	13,000 Households	13,000 Households	

Kerbside

Flats Service

Bulky

Free collection 1-5 items once every 3 months, includes fridges and freezers. Minimum fee of £10 for additional items collected at the same time up to 3 items. Additional fridge/freezers £15/item.



CONTRACTS

Service	In-house
Start	N/A
End	N/A
Extension	N/A
Contractor	N/A
Contract	Outsourced
Contract Start Data	Unknown
Contract End Data	2045
Option to Extend	Unknown
Appointed Contractor	Viridor

ORGANICS

Total Households	80,919
Total Population	199,693
IMD Score	15
% B.A.M.E Population	35.2%
Rural Including Hub Town (%)	0.0%
Rural-Urban Classification	6

Housing Type

- Detached: 9%
- Semi-Detached: 18%
- Terraced: 38%
- Purpose-Built Flats: 27%
- Converted Flats: 6%
- Flat in Commercial Building: 2%

Political

- Conservative: 45%
- Labour: 35%
- Lib Dem: 10%
- UKIP: 5%
- Green: 1%
- Other: 0%

Lab control

Housing Ownership

- Owned: 59%
- Shared Ownership: 1%
- Social Rented: 14%
- Private Rented: 25%
- Living Rent Free: 1%

Nearest Neighbour

Rank	Neighbourhood	Recyc Rate
1	Barnet LB	36.8%
2	Enfield LB	35.9%
3	Ealing LB	43.0%
4	Redbridge LB	27.7%

