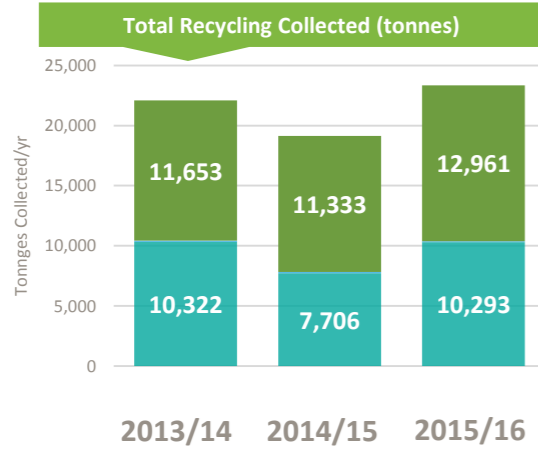
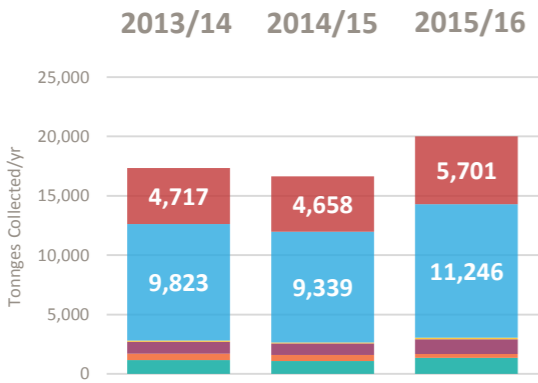


- Paper and Card
- Plastics
- Metals
- Glass
- Wood
- Other Target
- Co-mingled Materials

Household



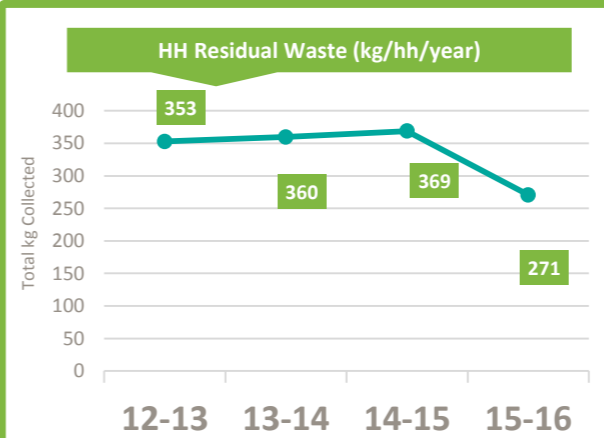
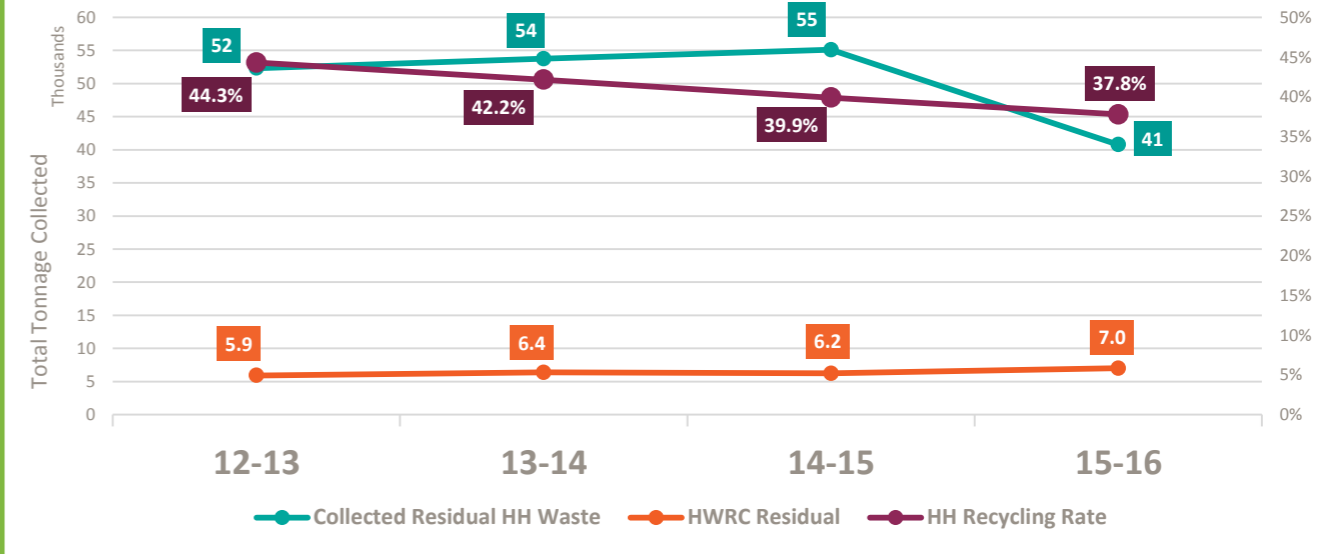
HWRC



DRY RECYCLING

Residual	Dry Recycling	Organics	
240l			240l
Fortnightly	Alternate Weekly	Weekly	Fortnightly
119,365 Households	119,365 Households	119,325 Households	119,365 Households
			£55-60 pa
			Kerbside
Fortnightly	Weekly	Weekly	
23,905 Households	20,000 Households	20,000 Households	
			Flats Service
			Bulky

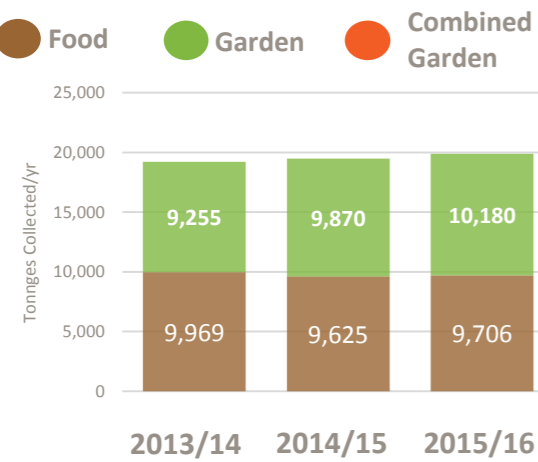
There is a £10 charge for 7 items and £20 for 8-14 items. There are no restrictions on the amount of collections a resident can arrange per year, max 14 items per collection.



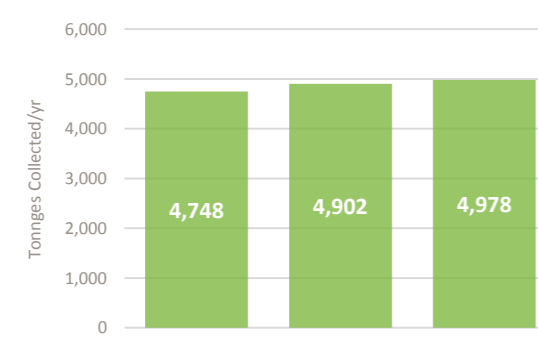
CONTRACTS

Collection	Disposal
Service	Outsourced
Start	Aug 2003
End	2018
Extension	Unknown
Contractor	Veolia
Contract	Outsourced
Contract Start Data	Unknown
Contract End Data	2045
Option to Extend	Unknown
Appointed Contractor	Viridor

Household



HWRC



ORGANICS

Total Households	148,099
Total Population	363,378
IMD Score	23
% B.A.M.E Population	45.0%
Rural Including Hub Town (%)	0.0%
Rural-Urban Classification	6

Housing Type

- 26% Detached
- 9% Semi-Detached
- 2% Terraced
- 26% Purpose-Built Flats
- 12% Converted Flats
- 25% Flat in Commercial Building

Housing Ownership

- 59% Owned
- 1% Shared Ownership
- 18% Social Rented
- 1% Private Rented
- 1% Living Rent Free

Political

Lab control

- Conservative
- Labour
- Lib Dem
- UKIP
- Green
- Other

Nearest Neighbour

Rank	Neighbourhood	Recyc Rate
1	Enfield LB	35.9%
2	Waltham Forest LB	34.6%
3	Greenwich LB	34.8%
4	Merton LB	34.8%

